



LAPORAN
ORIENTASI PROFESI KEGURUAN 3
PRATEEPHAM FOUNDATION SCHOOL KRABI

Laporan ini ditulis untuk memenuhi sebagian tugas

Orientasi Profesi Keguruan 3

Disusun oleh :

Aurora Sakinatulhaq

NPM 1615500009

PROGRAM STUDI PENDIDIKAN BAHASA INGGRIS
FAKULTAS KEGURUAN DAN ILMU PENDIDIKAN
UNIVERSITAS PANCASAKTI TEGAL
T.A. 2018 – 2019

LAPORAN
ORIENTASI PROFESI KEGURUAN 3

Disusun oleh:

Nama : Aurora Sakinatulhaq
NPM : 1615500009
Sekolah Latihan : Prateeptham Foundation School
Mapel : Bahasa Inggris

Krabi, 25 Maret 2019

Menyetujui,

Guru Pamong



Mr. M. Siddik Noppaka

Penyusun



Aurora Sakinatulhaq

NPM. 1615500009

Mengetahui,

Kepala Sekolah



Mr. Wittaya Roengsamut

Dosen Pembimbing Lapangan



Dr. Yoga Prihatin, M.Pd

NIDN. 0603067403

Dekan FKIP



Dr. Purwo Susongko, M.Pd

NIDN. 0017047401

[Type text]



YAYASAN PENDIDIKAN PANCASAKTI TEGAL
UNIVERSITAS PANCASAKTI TEGAL
UPT. KERJASAMA DAN URUSAN INTERNASIONAL

Jl. Halmahera Km 1 – Tegal 52122 Sekretariat: Telp./Fax (0283) 351082
REKTOR: Telp/Fax (0283) 351267 E-mail: uciaupstegal@gmail.com Website: upstegal.ac.id

LETTER OF ASSIGNMENT

No. : 03/LN/UPT-KUI/UPS/XI/2018

Undersign, Head of Office of Cooperation and International Affairs, Universitas PancasaktiTegal, it is hereby assign to:

Name : Aurora Sakinatulhaq
NIM : 1615500009
Passport No. : B8499868
Study Program/Department : English Education

To join international teaching practicum program at **Prateeptham Foundation school** for five months started on November 5, 2018 to April 5, 2019 in Thailand. As soon as the program is over, the student which is mention above must make a report of the program.

Such a letter is given the task to be carried out with full responsibility.

Tegal, November 2, 2018

Head of Office of Cooperation and International Affairs
UniversitasPancasaktiTegal



Dr. Dien Noviany Rahmatika, SE., MM., Ak., CA

Thailand,

Dr. Preecha Roengsamut

Prateeptham Foundation School
Manager.

KATA PENGANTAR

Assalamu'alaikum Wr.Wb.

Puji syukur kehadiran Allah SWT. karena atas karunia serta rahmat-Nya sehingga penulis dapat menyelesaikan kegiatan OPK 3 di Prateeptham Foundation School, Krabi, Thailand Selatan dan dapat menyelesaikan laporan ini sebagai salah satu tugas pelaksanaan OPK 3.

Kelancaran dan keberhasilan pelaksanaan OPK 3 dan penyusunan laporan ini tidak lepas dari dukungan, bimbingan, dan bantuan dari berbagai pihak. Oleh karena itu, penulis mengucapkan terima kasih kepada:

1. Dr. Burhan Eko Purwanto, M.Hum., selaku Rektor Universitas Pancasakti Tegal.
2. Mr. Donyarat Booyoosoh, selaku *President of Private Schools at Special Zone Association of Songkhla Thailand*.
3. Dr. Dien Noviany Rahmatika, SE., MM., Ak., CA., selaku Kepala UPT Kerja Sama dan Urusan Internasional Universitas Pancasakti Tegal.
4. Dr. Purwo Susongko, M.Pd., selaku Dekan Fakultas Keguruan dan Ilmu Pendidikan Universitas Pancasakti Tegal.
5. H. Sumartono, M.Pd., selaku Kepala Program Studi Pendidikan Bahasa Inggris.
6. Mr. Wittaya Roengsamut, selaku kepala sekolah Prateeptham Foundation School, Krabi, Thailand Selatan.
7. Dr. Yoga Prihatin, M.Pd., selaku dosen pembimbing lapangan program OPK 3 di Thailand Selatan.
8. Mr. M. Siddik Noppaka, selaku guru pamong OPK 3 di Prateeptham Foundation School, Krabi, Thailand Selatan.
9. Bapak/ibu guru, karyawan, dan staf tata usaha Prateeptham Foundation School, Krabi, Thailand Selatan.
10. Siswa/siswi Prateeptham Foundation School, Krabi, Thailand Selatan.

11. Semua pihak yang telah membantu hingga terselesaikannya laporan praktik pengalaman lapangan.

Penulis menyadari bahwa laporan ini masih jauh dari kata sempurna dan tak luput dari kesalahan serta kekurangan karena kurangnya pengetahuan dan pengalaman penulis. Oleh karena itu penulis sangat membutuhkan kritik dan saran yang membangun.

Akhir kata, penulis mengucapkan terima kasih. Semoga hasil laporan ini dapat bermanfaat.

Wassalamu'alaikum Wr.Wb.

Krabi, 25 Maret 2019

Penyusun



Aurora Sakinatulhaq

NPM. 1615500009

DAFTAR ISI

HALAMAN JUDUL	i
HALAMAN PENGESAHAN	ii
KATA PENGANTAR	iii
DAFTAR ISI	v
DAFTAR TABEL	vi
DAFTAR LAMPIRAN	vii
BAB I PENDAHULUAN	1
A. Latar Belakang	1
B. Sejarah Singkat Berdirinya Sekolah	2
C. Materi/Bahan Mata Pelajaran	3
D. Metode Pembelajaran	4
BAB II DESKRIPSI KEGIATAN	5
A. Waktu dan Tempat Kegiatan	5
B. Bentuk Kegiatan	5
C. Kronologis Kegiatan	8
D. Kegiatan Belajar Mengajar	8
BAB III PENUTUP	14
A. Kesimpulan	14
B. Saran	15

LAMPIRAN

DAFTAR TABEL

Tabel 2.1 Jadwal Mengajar

DAFTAR LAMPIRAN

- Lampiran 1 Surat Tugas
- Lampiran 2 Daftar Peserta PPL Thailand Selatan 2018
- Lampiran 3 Jurnal Kegiatan OPK 3
- Lampiran 4 Daftar Nama Siswa Anuban
- Lampiran 5 Daftar Nilai Siswa
- Lampiran 6 Dokumentasi
- Lampiran 7 Soal Ulangan
- Lampiran 8 RPP
- Lampiran 9 Sertifikat

BAB I

PENDAHULUAN

A. Latar Belakang

Orientasi Profesi Keguruan (OPK) 3, yang juga dikenal sebagai Praktik Pengalaman Lapangan (PPL), yang dilakukan di daerah Thailand Selatan merupakan bentuk implikasi kerja sama yang telah terjalin antara Universitas Pancasakti Tegal (UPS Tegal) dengan Private Schools at Special Zone Association of Songkhla Thailand untuk pertama kalinya. Kegiatan OPK 3 yang berlangsung selama 5 bulan ini diikuti oleh 47 mahasiswa dari 8 perguruan tinggi berbeda dan diharapkan mampu memberikan kontribusi besar kepada semua pihak.

Suatu kesempatan yang luar biasa untuk dapat mengikuti kegiatan OPK 3 di Thailand Selatan ini. Mahasiswa dapat mempraktikkan dan menerapkan secara langsung seluruh ilmu dan teori yang telah diterima selama masa kuliah. Merasakan bagaimana menjadi seorang guru sesungguhnya; menyiapkan bahan ajar, mengontrol kelas, menghadapi tiap siswa yang berbeda-beda, dsb. Mahasiswa juga dapat mengetahui bagaimana sistem pendidikan di Thailand yang tentu saja memiliki perbedaan dengan sistem pendidikan di Indonesia. Mahasiswa dapat mengkomparasi dan mengambil nilai-nilai positif untuk diterapkan di pengajaran selanjutnya. Dengan ditempatkan di berbagai wilayah Thailand Selatan, mahasiswa juga dapat mengenal baik budaya lokal maupun budaya nasional, serta kehidupan masyarakat Thailand Selatan. Selain itu, diadakannya kegiatan OPK 3 di wilayah-wilayah Thailand Selatan ini juga bertujuan untuk melestarikan dan menyebarkan budaya Islam di Negara Thailand yang mayoritas penduduknya adalah penganut ajaran Buddha.

B. Sejarah Singkat Berdirinya Sekolah

Preteeptham Foundation School merupakan lembaga pendidikan Islam yang berada di daerah Laemsak, Aoluk, Krabi, Thailand Selatan yang didirikan sejak tahun 2010. Lembaga ini memiliki kurang lebih 350 peserta didik dan 30 tenaga kependidikan.

Sebelum tahun 2010, sekolah ini kenal sebagai "Pondok Laemsak" atau sekolah swasta Islam di komunitas Laemsak yang dibentuk oleh Ustadz Abdul Malik Roengsamut pada tahun 1957, setelah beliau lulus dari Institut Darul Ulum, Mekah, Arab Saudi. Beliau terkenal di daerah Andaman, yang mana terdiri dari beberapa kota meliputi; Krabi, Phuket, Phangnga dan Ranong.

Namun karena masalah kesehatan, Ustadz Abdul Malik mengundurkan diri dari direktur Komite Islam Krabi dan menon-aktifkan Pondok Laemsak pada tahun 1998. Kemudian beliau diangkat menjadi Imam di Masjid Misbahuddin. Misinya untuk melayani Islam terus berlanjut.

Selama tahun 2010, Ustadz Abdul Malik dan menantunya, Dr. Muhamad Munir Baikadem, Direktur Rumah Sakit Islam Swasta di Krabi, Rumah Sakit Chariyatham Ruampat, berencana untuk membuka kembali sekolah tersebut dan mendaftarkannya sebagai Islamic Integrated School atau Islamic Private School yang mana para siswa dapat belajar pengetahuan Islam sekaligus mata pelajaran umum. Tujuan mereka adalah untuk memberikan pengetahuan dasar untuk menghasilkan umat yang baik yang memahami sains dan Islam, yang mampu bekerja sebagai dokter, guru, ilmuwan, pengacara, atau profesi lain, tetapi berani menjadi Muslim yang taat.

Pada tahun 2014, Dr. Munir meninggal karena kanker pada usia 40 tahun. Disisi lain, Ustadz Abdul Malik tetap terus mengajar Al-Qur'an, Kitab, dan Hadits kepada anak-anak di sekolah. Sekolah tersebut dikepalai oleh Mr. Abdulrohman Roengsamut dan Mr. Zaki Roengsamut sebagai manajer sekolah.

Prateeptham Foundation School berada di bawah naungan Foundation of Prateeptham for Education (FOPE), sebuah organisasi nirlaba yang didirikan pada Mei 2010. Sekolah ini adalah sekolah penuh waktu. Terdapat berbagai jenjang pendidikan mulai dari Anuban (sejajar dengan TK), Prathom (sejajar dengan SD), dan Mattayom (sejajar dengan SMP dan SMA) yang melayani komunitas Muslim di wilayah Pantai Andaman.

Selain itu, lembaga ini juga termasuk lembaga pesantren. Terdapat beberapa pelajar yang tinggal dalam asrama. Dengan demikian, disamping mengkaji tentang pendidikan akademik, para pelajar di asrama yang kerap disebut sebagai santri juga belajar tentang pendidikan keagamaan, membaca dan memperbaiki bacaan Al-Qur'an, mengkaji tentang hukum-hukum fiqih, menghafal Al-Qur'an, dan cabang-cabang ilmu keagamaan lainnya. Hari efektif sekolah ini dimulai dari Hari Senin sampai dengan Hari Jum'at pukul 08.00 – 16.00.

C. Materi/Bahan Mata Pelajaran

Materi atau bahan mata pelajaran merupakan komponen-komponen yang nantinya akan disajikan atau diberikan seorang guru kepada siswa atau anak didik. Materi atau bahan mata pelajaran tersebut diambil dari kurikulum yang berlaku dalam bentuk program semester atau silabus kemudian dibuat lebih rinci lagi dalam bentuk rencana pelaksanaan pembelajaran (RPP) yang disusun secara detail dan sistematis.

Beberapa materi atau bahan pelajaran yang disajikan dalam proses belajar mengajar di Prateeptham Foundation School, diantaranya:

1. Number 1-10
2. Color
3. Animal
4. Shape
5. Transportation
6. Action Verb
7. Family
8. Introduction
9. Fruits
10. Days and Months

11. Parts of Body

13. Describing Animal

12. Adjective

14. dll.

D. Metode Pembelajaran

Dalam dunia pengajaran metode adalah rencana penyajian bahan yang menyeluruh dengan urutan yang sistematis berdasarkan approach tertentu. Approach itu merupakan langkah pertama terhadap pendidikan dan pengajaran yang akan dilakukan. Metode ini juga dapat dikatakan cara yang harus dilakukan dalam proses belajar mengajar. Dalam kegiatan belajar mengajar ini ada beberapa metode yang digunakan yaitu:

1. Metode ceramah atau informasi yaitu guru menyampaikan materi yang sudah dipersiapkan secara lengkap, jelas, efektif, dan efisien.
2. Metode tanya jawab yaitu guru memberikan kesempatan kepada siswa untuk melakukan sharing atau bertanya tentang materi pelajaran.
3. Metode permainan yaitu guru menyampaikan pembelajaran melalui permainan (game) dimana siswa dikelompokkan menjadi beberapa kelompok untuk menyelesaikan suatu persoalan atau permasalahan yang diberikan.

BAB II

DESKRIPSI KEGIATAN

A. Waktu dan Tempat Kegiatan

Kegiatan OPK 3 atau PPL ini dilaksanakan selama kurang lebih 5 bulan mulai bulan November hingga bulan Maret, tepatnya tanggal 6 November 2018 sampai 27 Maret 2019 di berbagai wilayah Thailand bagian Selatan, diantaranya yaitu wilayah Pattani, Narathiwat, Yala, Songkhla, Phuket, Krabi, dan Nakhon Sri Tamarat. Mahasiswa dibagi dan ditempatkan di sekolah yang berbeda. Penulis berada di wilayah Krabi, tepatnya di daerah Laemsak, Aoluek, di Prateeptham Foundation School.

B. Bentuk Kegiatan

Kegiatan OPK 3 di Prateeptham Foundation School adalah sebagai berikut:

1. Kegiatan Sekolah

- a. Mengajar Bahasa Inggris
- b. Mengikuti berbagai kegiatan sekolah, meliputi:

1) Brain Balancing

Brain Balancing merupakan perlombaan matematika yang mana siswa diharuskan mengerjakan pertanyaan operasi hitung matematika menggunakan alat hitung serupa dengan sempoa.

2) Wide Game

Serupa dengan *wide game* dalam pramuka, siswa dikelompokkan menjadi beberapa regu dan harus mampu melewati rintangan atau tantangan yang ada pada tiap pos. Kegiatan ini bertujuan untuk melatih kemampuan kerjasama siswa dan memotivasi untuk terus berjuang dan pantang menyerah.

3) Study Tour

Kegiatan tahunan yang diadakan satu tahun sekali pada tiap jenjang sekolah. Untuk tahun ini, siswa TK (Anuban) dan SD (Prathom) pergi berkunjung ke Phuket selama satu hari. Sedangkan siswa SMP dan SMA (Mattayom) melakukan kunjungan ke Bangkok selama 3 hari.

4) Father's Day

Father's Day atau Hari Ayah di Thailand diperingati setiap tanggal 5 Desember yang mana merupakan hari kelahiran Raja Bhumibol Adulyadej.

5) Maulid Nabi

Peringatan Maulid Nabi di sekolah Prateeptham diperingati dengan adanya berbagai aktivitas, baik di dalam sekolah maupun di luar. Sekolah mengadakan pengajian dan makan malam bersama yang dihadiri guru, siswa, dan masyarakat setempat. Selain itu, sekolah juga ikut berpartisipasi dalam acara Bazar Peringatan Maulid Nabi di Krabi yang diikuti juga oleh beberapa sekolah lainnya.

6) Festival Olahraga Warna

Setiap satu tahun sekali, sekolah Prateeptham mengadakan kegiatan Festival Olahraga Warna atau biasa disebut "Sukan" selama 3 hari. Guru dan siswa dikelompokkan menjadi tiga kelompok warna; biru, merah, dan ungu. Festival atau pawai keliling daerah sekitar sekolah dilakukan pada hari pertama sebagai aktivitas pembuka acara, dan dilanjutkan dengan berbagai perlombaan olahraga, seperti sepak bola, takraw, bola voli, dsb.

7) Children's Day

Dalam rangka memperingati *Children's Day* atau Hari Anak pada tanggal 10 Januari 2019, setiap guru di sekolah

Prateeptham diharuskan menyiapkan satu hadiah yang akan diberikan ke satu murid tertentu melalui lotre atau undian. Menariknya, tidak hanya warga sekolah saja yang merayakannya. Masyarakat sekitar pun ikut turun andil menyumbang hadiah yang akan dibagikan ke siswa-siswi Prateeptham.

8) Teacher's Day

Teacher's Day atau Hari Guru di Thailand diperingati setiap tanggal 16 Januari. Dalam rangka memperingatinya, sekolah Prateeptham mengadakan kegiatan menonton bersama sebuah film tentang guru.

9) Camping

Pada tanggal 1-3 Maret 2019, sekolah Prateeptham mengadakan kegiatan *camping* untuk siswa SD kelas 6. Acara tersebut tidak diperuntukkan bagi siswa Prateeptham saja, tetapi juga untuk siswa-siswi dari berbagai penjuru, seperti Phuket, Songkhla, dsb.

10) Wisuda

Acara wisuda di sekolah Prateeptham diadakan pada tanggal 21 Maret 2019 dan dihadiri oleh siswa-siswi tingkat akhir pada tiap jenjang, diantaranya Anuban 3, Prathom 6, dan Mattayom 3 serta seluruh guru dan wali siswa.

11) Camping Perpisahan

Dalam rangka melepas siswa yang telah diwisuda, sekolah mengadakan kegiatan berkemah atau *camping* di Pulau Lanta. Kegiatan tersebut dilakukan selama dua hari pada tanggal 22-23 Maret 2019.

2. Kegiatan Pondok

- a. Melaksanakan jadwal piket guru menjadi imam dan mengontrol sholat pondok putri
 - b. Mengajar mengaji
3. Kegiatan lain-lain
- a. Mengikuti rapat guru
 - b. Melaksanakan jadwal piket guru amanah
 - c. Mengikuti pertemuan wali murid

C. Kronologis Kegiatan

Berikut kronologis kegiatan di Prateeptham Foundation School.

1. Tahap Perencanaan

Membuat rancangan pembelajaran di sekolah, meliputi:

- a. Bahan ajar atau materi yang akan disampaikan
- b. Metode atau strategi pembelajaran
- c. Media pembelajaran yang sesuai
- d. Evaluasi pembelajaran

2. Tahap Persiapan

Mempersiapkan bahan ajar, media, dan evaluasi pembelajaran.

3. Tahap Pelaksanaan

- a. Mengajar bahasa Inggris sesuai jadwal yang diberikan.
- b. Melaksanakan kegiatan harian pondok.

4. Tahap Evaluasi dan Pelaporan

- a. Memberikan latihan soal selama pembelajaran.
- b. Membuat soal ulangan semester dan mengujikannya.
- c. Melaporkan nilai hasil ulangan (terlampir).

D. Kegiatan Belajar Mengajar

1. Perencanaan Pembelajaran

Mahasiswa peserta Orientasi Profesi Keguruan 3 (OPK 3) diterjunkan di Prateeptham Foundation School pada hari Kamis, 8 November 2018 sejumlah 2 mahasiswa program studi pendidikan bahasa Inggris yang terdiri dari satu mahasiswa Universitas Pancasakti Tegal dan satu Universitas Kuningan dan diterima kepala sekolah atau direktur Prateeptham Foundation School yaitu Mr. Wittaya Roengsamut.

Selama kegiatan OPK 3 di Prateeptham Foundation School, mahasiswa dibimbing oleh satu guru pamong, Mr. M. Siddik Noppaka selaku guru bahasa Inggris di jenjang sekolah menengah.

Rencana Pelaksanaan Pembelajaran dimulai dengan menyesuaikan dengan jadwal belajar siswa PAUD/TK dan SD.

Tabel 2.1 Jadwal Mengajar

JAM HARI	SENIN	SELASA	RABU	KAMIS	JUM'AT
8.10 – 8.40	UPACARA				
8.40 – 9.30					
9.30 – 10.20	A.3 English	A.3 English	A.3 English	A.3 English	A.3 English
10.20 – 11.10	A English	A.1 English	A.2 English		
11.10 – 12.00					
12.00 – 12.30	MAKAN SIANG				
12.30 – 13.10	SHOLAT				

13.10 – 13.30	ISTIRAHAT				
13.30 – 14.20	M.5 Bahasa	P.2 English			P.5 English
14.20 – 15.10	P.1 English		P.3 English	P.6 English	P.4 English
15.10 – 16.00		M.4 Bahasa			

2. Kegiatan Pembelajaran

Kegiatan Pembelajaran adalah suatu proses kegiatan yang berhubungan dengan penerapan komponen pembelajaran yang harus dipenuhi oleh para mahasiswa OPK 3 terhadap siswa yang juga mendapatkan penilaian dari guru pembimbing masing-masing.

Komponen tersebut meliputi pembelajaran yaitu mempersiapkan siswa untuk belajar melakukan kegiatan apersepsi. Komponen selanjutnya yaitu meliputi penguasaan materi, mengaitkan materi dengan pengetahuan lain yang relevan, menyampaikan materi, melaksanakan pembelajaran sesuai dengan kompetensi dan indikator, tujuan yang akan dicapai dan praktikan OPK 3 diharapkan dalam kegiatan pembelajaran dapat menguasai kelas serta dapat menyampaikan materi secara struktural serta sesuai dengan alokasi waktu yang direncanakan.

Komponen yang berikutnya adalah pembelajaran yang memicu dan memelihara keterlibatan siswa meliputi partisipasi aktif siswa dalam kegiatan pembelajaran, praktikan OPK 3 harus dapat menunjukkan sikap terbuka terhadap respon siswa, klasifikasi pernyataan dan pertanyaan serta menumbuhkan keceriaan dan antusias siswa dalam belajar.

Materi yang di ajarkan waktu praktik mengajar adalah peluang. Sebelum mengajar, praktikan diberi tugas untuk membuat RPP yang telah disetujui oleh guru pamong dengan materi yang telah ditentukan. Dalam

praktik mengajar yang cukup banyak, praktikan dapat memperoleh pengalaman dalam pengelolaan kelas, sehingga pada ujian praktikan sudah bisa mempersiapkan diri.

3. Teknik Evaluasi

Selama proses pembelajaran penulis mengadakan evaluasi terhadap siswa. Dalam proses belajar mengajar, evaluasi berfungsi untuk mengetahui tercapai tidaknya tujuan pembelajaran dan sebagai bahan dalam memperbaiki proses belajar mengajar. Teknik evaluasi yang digunakan adalah evaluasi formatif. Evaluasi formatif yang dilakukan dalam dua tahap yaitu :

a. Pada setiap kegiatan belajar mengajar, antara lain:

1) Pada saat pratikan menyampaikan materi

Evaluasi ini dilakukan melalui proses tanya jawab dua arah antara guru dengan peserta didik. Dalam hal ini praktikan menanyakan kepada peserta didik sejauh mana peserta didik dapat memahami materi yang disampaikan oleh praktikan. Dengan tujuan praktikan mengetahui materi yang belum dipahami peserta didik.

2) Pada saat praktikan selesai menyampaikan materi

Evaluasi ini dilakukan dengan cara memberikan soal latihan dan pekerjaan rumah kepada peserta didik. Dengan tujuan untuk melihat sejauh mana peserta didik dapat menerapkan konsep materi yang telah diberikan oleh praktikan.

b. Pemberian Tugas / Ulangan

Tujuan dari pemberian tugas dan ulangan ini untuk mengukur sejauh mana peserta didik memahami materi ajar dari sekian pertemuan dan untuk mengatasi masalah-masalah yang dihadapi dalam mengajar.

4. Analisis Tindak Lanjut

Adapun analisis dan tindak lanjut lainnya yang penulis temukan selama berpraktik, yaitu:

a. Analisis

- 1) Terdapat peserta didik yang belum paham terhadap materi yang disampaikan

Hal ini bisa disebabkan oleh beberapa faktor dari diri peserta didik itu sendiri, faktor peserta didik di Prateeptham Foundation School yang hanya belajar di sekolah saja dan tidak mempelajarinya kembali di rumah. Hal ini bisa dilihat saat guru memberikan latihan soal atau pekerjaan rumah kepada siswa. Kebanyakan dari mereka cenderung menyontek kepada temannya. Akibatnya bila diberi pertanyaan siswa tidak bisa menjawab. Kemampuan setiap siswa di dalam kelas memang berbeda-beda, ada yang pintar, biasa dan ada juga yang lambat dalam menerima apa yang disampaikan oleh guru di depan kelas. Sehingga guru praktik harus mengulang apa yang disampaikan sebelumnya.

- 2) Kesulitan dalam pengondisian kelas

Variasi metode dan teori pembelajaran yang selama ini di pelajari mahasiswa pada kenyataannya tidak mudah untuk diterapkan secara langsung di lapangan. Selain skill guru praktikan yang lemah (karena masih kurangnya pengalaman), faktor lain yang menyebabkan sulitnya menguasai kelas adalah adanya perbedaan bahasa antara peserta didik dan guru praktikan. Peserta didik belum mampu menguasai bahasa Inggris dengan baik, begitu pun sebaliknya. Guru praktikan tidak terlalu memahami bahasa Thailand. Penggunaan gerakan isyarat (*gesture*), kamus digital, dan media pembelajaran sangat diandalkan oleh guru praktikan.

Indikator dari hambatan ini yaitu:

- Banyak siswa yang kurang memperhatikan dan mendengarkan ketika guru praktikan menyampaikan materi pembelajaran.
- Banyak siswa yang membuat forum tersendiri saat forum kegiatan pembelajaran berlangsung.

3) Sumber pembelajaran terbatas

Kesediaan buku ataupun modul bahasa Inggris di sekolah Prateeptham masih sangat terbatas. Sehingga tidak ada acuan bagi siswa untuk mempelajari bahasa Inggris secara akurat.

b. Tindak lanjut

- 1) Bagi guru praktikan hendaknya melakukan variasi metode pembelajaran.

Pelajari berbagai teori-teori mengajar seperti bagaimana kiat-kiat untuk mengkondisikan kelas. Bangunlah hubungan emosional dengan siswa yaitu dengan cara pendekatan individual. Seorang pengajar harus melakukan pendekatan emosional kepada siswa agar terjalin hubungan yang baik, sehingga akan menjadikan penguasaan kelas lebih dapat dikendalikan dan proses pelaksanaan pembelajaran akan lebih efektif dan efisien sesuai yang diharapkan.

- 2) Menerapkan latihan soal

Untuk lebih mempermudah siswa menerima materi supaya hasil pembelajaran menghasilkan hasil yang memuaskan, maka dapat diterapkan dalam latihan soal-soal di depan kelas. Ini merupakan cara yang cukup efektif dalam merangsang siswa untuk lebih memahami materi yang disampaikan, dan hasil pembelajaran pun akan lebih memuaskan.

BAB III

PENUTUP

A. Kesimpulan

Setelah dilaksanakan OPK 3 di Thailand Selatan pada bulan November 2018 – Maret 2019, dapat diambil kesimpulan antara lain:

1. OPK 3 merupakan bagian integral dari keseluruhan program Pendidikan di Universitas Pancasakti Tegal, khususnya pada Fakultas Keguruan dan Ilmu Pendidikan yang wajib diikuti dan dilaksanakan oleh setiap Mahasiswa FKIP Universitas Pancasakti Tegal.
2. OPK 3 yang dalam laporan ini merupakan PPL di Thailand Selatan adalah bentuk kerjasama pertama antara Universitas Pancasakti Tegal dengan Private School at Special Zone Association of Songkhla Thailand dan termasuk salah satu upaya untuk mengembangkan integritas dan kapabilitas mahasiswa di dalam mengemban tugas pendidikan, penelitian, dan pengabdian masyarakat di luar negeri.
3. Kegiatan ini juga sebagai salah satu langkah bagi mahasiswa sebagai calon guru untuk mengenal kegiatan sekolah atau pondok dengan segala problematika selain dari kegiatan belajar mengajar di kelas.
4. Praktik mengajar selama sekitar lima bulan telah memberikan begitu banyak pengalaman dan keterampilan bagi mahasiswa. Apalagi jumlah jam mengajar yang lebih banyak dibanding dengan praktik mengajar PPL di Indonesia memberikan proses pembelajaran yang lebih di berbagai bidang.
5. Kesempatan mengajar yang intensif membuat mahasiswa lebih termotivasi untuk mengembangkan materi, metode serta strategi yang digunakan

dalam mengajar. Sehingga nantinya akan timbul profesionalitas guru seperti yang diharapkan.

6. Dengan adanya praktik pembelajaran secara langsung dan nyata membuat mahasiswa sadar bahwasanya mengajar ataupun menjadi guru itu tidak hanya cukup dengan menguasai materi/bahan yang akan diajarkan saja. Seorang guru juga harus mampu mengenal setiap karakter peserta didiknya, sehingga dalam cara penyampaian materi guru mampu memilih metode dan strategi yang akan digunakan.
7. Mahasiswa diberi kesempatan untuk berinovasi dengan merancang program-program baru untuk sekolah. Program ini bertujuan untuk meningkatkan kreatifitas mahasiswa dan memperbaiki mutu pendidikan.
8. Mahasiswa dilatih untuk beradaptasi dan bersosialisai kepada masyarakat dengan adat dan budaya yang berbeda. Sehingga pengalaman tersebut mampu memberikan efek positif kepada mahasiswa sendiri.
9. Kegiatan OPK 3 telah memberikan kesempatan kepada mahasiswa untuk menerapkan dan mengembangkan ilmu serta keterampilan yang dimiliki dalam kegiatan pembelajaran pada situasi yang sebenarnya di sekolah sehingga dapat memberikan bekal untuk menjadi tenaga kependidikan yang profesional dan siap memasuki dunia kerja.

B. Saran

Setelah dilaksanakan OPK 3, ada beberapa saran yang diharapkan dapat menjadi perhatian agar pelaksanaan OPK 3 yang akan datang menjadi lebih baik.

1. Untuk Sekolah
 - a. Pengadaan dan penggunaan baik itu media, metode maupun strategi dalam mengajar perlu ditingkatkan, agar pelajar tidak merasa bosan karena proses pembelajaran yang monoton. Dengan proses

pembelajaran yang menarik akan mampu membuat para pelajar semangat dalam mengikuti kegiatan belajar mengajar.

- b. Kedisiplinan dan ketertiban di sekolah perlu ditingkatkan dan ditegakkan. Karena banyak sekali pelanggaran yang tidak dapat teratasi dengan baik, seperti banyaknya siswa malas dan membolos. Hal tersebut apabila tidak ditindak lanjuti akan berdampak negatif pada pelajar yang lain.

2. Bagi Mahasiswa

- a. Sebelum mengajar hendaknya melakukan persiapan yang matang baik secara materi maupun fisik serta mental karena hal tersebut sangat berpengaruh pada proses pembelajaran.
- b. Mampu menjaga nama baik kampus dengan bertingkah laku sopan, berinteraksi dengan baik dengan semua warga sekolah serta melaksanakan tugas dengan penuh tanggung jawab.

LAMPIRAN

LAMPIRAN 2

DAFTAR PESERTA PPL THAILAND SELATAN 2018

NO	NAMA	TTL	JENIS KELAMIN	UNIVERSITAS	SEKOLAH PENEMPATAN
1	TIA RAHMAWATI	Sukabumi, 31 Jan 1997	P	Universitas Muhammadiyah Sukabumi	Tongtanyong School
2	HILMA ZAKIRAH	Jakarta, 15 Nov 1998	P		Nirandhonwitya School
3	NENG DESTI SITI NURHIDAYAH	Sukabumi, 20 Dec 1996	P		Attawfikiah Islamiah school
4	DINNA UTAMI	Tangerang, 12 Sep 1996	P		Santithamwittayamulnithi School
5	TIARA ASHSHIDDIQIE	Sukabumi, 07 Feb 1997	P		Nirandhonwitya School
6	NENENG HAMIDAH	Bandung, 17 Jul 1982	P		Nirandhonwitya School
7	ASTRI STANIA SUPARDI	Sukabumi, 17 Jun 1998	P		Attawfikiah Islamiah school
8	MOHAMAD RIFQI FAUZI	Sukabumi, 6 Sep 1996	L		Nirandhonwitya School
9	IMA MUSLIMAH	Lokok, 02 Dec 1995	P	STKIP Muhammadiyah Enrekang	Khampheewittaya Shool
10	FITRIANY	Jalikko, 06 Nov 1998	P		Nirandhonwitya School
11	YULIANA	Bulutirong, 07 Apr 1996	P		Sri krongpinang school
12	LILY SHANTRA	Umiyal, 15 Dec 1997	P	Universitas Muhammadiyah Maluku Utara	Phattanawitya school
13	NINA FHISTRAY RADJAB	Jailolo, 29 Aug 1995	P		Phattanawitya school
14	ZAKIA BUAMONA	Sanana, 30 Jul 1998	P		Wangdee school
15	MUHAMMAD YUNUS	Batuawu, 20 Oct 1991	L		Santisart wittaya school
16	RISA OCTAVIANI	Lebak, 25 Oct 1997	P	Universitas Sultan Agung Tirtayasa	Uttayansuksakrabi School
17	RIFDA RISYDIANI UTAMI	Serang, 18 Aug 1996	P		Eakkapapsasanawich School

NO	NAMA	TTL	JENIS KELAMIN	UNIVERSITAS	SEKOLAH PENEMPATAN
18	NORMA SEPTIANI	Serang, 23 Sep 1996	P	Universitas Sultan Agung Tirtayasa	Miftahuddeen(banpleetai) school
19	FITRIANI	Bogor, 03 Dec 1996	P		Santithamwittayamulnithi School
20	IASHA	Tangerang, 18 Mar 1997	P		Warraphat School
21	SHEYLAWATY PUTRIE NEDARIE	Surabaya, 09 Aug 1997	P		Lantarachprachautid School
22	TYAS ASIH LISTIYANI	Harapan Jaya, 23 Oct 1996	P		Miftahuddeen(banpleetai) school
23	NUHIYAH	Serang, 14 Nov 1997	P		Wangdee school
24	EVAN RINOVYAN WARBITO	Kuningan, 25 Nov 1995	L	Universitas Kuningan	Songsirmwittayamulnithi School
25	NENG FITRIA NORIDA	Kuningan, 16 Mar 1997	P		Warraphat School
26	FITRI CAHYANI	Kuningan, 11 Feb 1997	P		Srinakaranwittayanukroh School
27	TAMARA NUR AROFAH	Kuningan, 09 Nov 1997	P		Prateepsat Ismail Memorial school
28	FATIN YUSRI NAAIMA	Kuningan, 28 Apr 1997	P		Mahad Islam school
29	RERE KIRANA DANARJATI	Cirebon, 26 Dec 1997	P		Prateeptham Foundation school
30	FARRAH ADILLAH	Tegal, 27 Jan 1997	P	Universitas Pancasakti Tegal	Prateepsat Ismail Memorial school
31	DIAN AYU LARASATI	Pemalang, 20Sep 1996	P		Mahad Islam school
32	AURORA SAKINATULHAQ	Tegal, 24 Sep 1997	P		Prateeptham Foundation school

NO	NAMA	TTL	JENIS KELAMIN	UNIVERSITAS	SEKOLAH PENEMPATAN
33	AZMI SAFRINA ZAHRA	Tegal, 24 Mar 1997	P	Universitas Pancasakti Tegal	Eakkapapsasanawich School
34	MUTIARA SAFITRI	Tegal, 11 Feb 1997	P		Darunsat witya school
35	ULY HIDAYAH	Tegal, 12 Feb 1992	P		Darunsat witya school
36	JABAR NUR SYAHRIR	Bulukumba, 01 Sep 1998	L	STKIP Muhammadiyah Bulukumba	Darulmujahideen School
37	ASDIAN JAYA	Buhunglantang, 15 Apr 1998	L		Darulmujahideen School
38	RISQA MARDATILLAH	Bulukumba, 08 Oktober 1998	P		Srinakaranwittayanukroh School
39	AGUSTINA FAIZIN	Ngajuk, 10 Feb 1993	L	IAIN Kediri	Arrayyan pittayanusorn school
40	GANJARAN GUSTI AGUNG	Sorong, 24 Jul 1995	L		Eakkapapsasanawich School
41	ALFIN ZALICHA HILMI	Kediri, 23 Oct 1998	P		Santiwittaya School
42	DEVINA RHOHMATTU	Kediri, 20 Jan 1995	P		Santiwittaya School
43	NILTU ALFA ALFI BAROKAH	Semarang, 28 Nov 1995	P		Darunsat witya school
44	PUNGKY HIDAYAT	Mojokerto, 27 Feb 1998	L		Eakkapapsasanawich School
45	HUMAIRA ZAIMAH SUFIYA	Samarinda, 10 Sep 1997	P		Santithamwittayamulnithi School
46	DEVI CAMELIATUL FIRDAUSYAH	Tuban, 12 Dec 1997	P		Tarig Pittayapat school
47	GHOZI AHMAD NUR ABI YAHSYALLOH	Sriwangi, 01 Jan 1998	L		Songsirmwittayamulnithi School

LAMPIRAN 3**JURNAL KEGIATAN OPK 3**

HARI, TANGGAL	JAM	TEMPAT	KEGIATAN
Kamis, 8 Nov 2018	22.00	Prateeptham Foundation School	Tiba di tempat sekolah penempatan
Jum'at, 9 Nov 2018	08.00 – 09.00	Ruang rapat	Penerimaan mahasiswa OPK 3
	09.00 – 10.00	Sekolah	Keliling perkenalan ke setiap kelas SD
	10.20 – 11.10	M.5	Bahasa Inggris: Introduction
	11.10 – 12.00	M. 3/2	
	13.30 – 14.20	M. 1/1	
	14.20 – 15.10	P.3	
Sabtu, 10 Nov 2018	FREE		
Minggu, 11 Nov 2018			
Senin, 12 Nov 2018	09.30 – 10.20	A.3	Bahasa Inggris: ABC, Hello How are You Song
	10.20 – 11.10	Anuban	Bahasa Inggris: Playing
	13.30 – 14.20	P.1	Bahasa Inggris: Hello How are You Song, Parts of Body
Selasa, 13 Nov 2018	09.30 – 10.20	A.3	Bahasa Inggris: Number 1-10
	10.20 – 11.10	A.1	Bahasa Inggris: ABC, Hello How are You Song
	13.30 – 14.20	P.2	Bahasa Inggris: Hello How are You Song, Parts of Body

Rabu, 14 Nov 2018	09.30 – 10.20	A.3	Memasak
	14.20 – 15.10	P.3	Bahasa Inggris: Hello How are You Song, Greeting
Kamis, 15 Nov 2018	09.30 – 10.20	A.3	Bahasa Inggris: Number 1-10
	14.20 – 15.10	P.6	Bahasa Inggris: Hello How are You Song, Greeting
Jum'at, 16 Nov 2018	09.30 – 10.20	A.3	Bahasa Inggris: Color
	13.30 – 14.20	P.5	Bahasa Inggris: Hello How are You Song, Greeting
	14.20 – 15.10	P.4	Bahasa Inggris: Hello How are You Song, Greeting
Sabtu, 17 Nov 2018	FREE		
Minggu, 18 Nov 2018			
Senin, 19 Nov 2018	09.30 – 10.20	A.3	Bahasa Inggris: Drawing and Coloring
	10.20 – 11.10	Anuban	Bahasa Inggris: Playing
	13.30 – 14.20	P.1	Bahasa Inggris: Introduction
Selasa, 20 Nov 2018	09.00 – 14.00	Aula Sekolah	Penyeleksian siswa yang akan mengikuti perlombaan Brain Balancing
Rabu, 21 Nov 2018	09.30 – 10.20	A.3	Bahasa Inggris: Kolase
	10.20 – 11.10	A.2	Bahasa Inggris: ABC, Hello How are You Song
	14.20 – 15.10	P.3	Bahasa Inggris: Introduction
Kamis, 22 Nov 2018	09.30 – 10.20	A.3	Bahasa Inggris: Writing Name

	14.20 – 15.10	P.6	Bahasa Inggris: Introduction
Jum'at, 23 Nov 2018	09.30 – 10.20	A.3	Bahasa Inggris: What is Your Mame?
	13.30 – 14.20	P.5	Bahasa Inggris: Introduction
	14.20 – 15.10	P.4	Bahasa Inggris: Introduction
Sabtu, 24 Nov 2018	FREE		
Minggu, 25 Nov 2018			
Senin, 26 Nov 2018	09.30 – 10.20	A.3	Bahasa Inggris: How Old are You?
	15.00 – 18.45	Ruang rapat	Rapat bulanan
Selasa, 27 Nov 2018	09.00 – 14.00	Wilayah sekitar sekolah	Wide Game
Rabu, 28 Nov 2018	09.30 – 10.20	A.3	Bahasa Inggris: Introduce Myself
	14.20 – 15.10	P.3	Bahasa Inggris: Parts of Body
Kamis, 29 Nov 2018	09.30 – 10.20	A.3	Bahasa Inggris: Introduce Myself
	14.20 – 15.10	P.6	Bahasa Inggris: Parts of Body
	19.00 – 21.00	Aula Sekolah	Peringatan Maulid Nabi
Jum'at, 30 Nov 2018	09.30 – 10.20	A.3	Bahasa Inggris: Introduce Myself
	13.30 – 14.20	P.5	Bahasa Inggris: Parts of Body
	14.20 – 15.10	P.4	Bahasa Inggris: Parts of Body
Sabtu, 1 Des 2018	18.45 – 20.00	Mushola Putri	Sholat Maghrib berjama'ah, mengajar mengaji, dilanjut Sholat Isya berjama'ah

Minggu, 2 Des 2018	18.45 – 20.00	Mushola Putri	Sholat Maghrib berjama'ah, mengajar mengaji, dilanjut Sholat Isya berjama'ah
Senin, 3 Des 2018	09.30 – 10.20	A.3	Bahasa Inggris: Days
	10.20 – 11.10	Anuban	Bahasa Inggris: Playing
	13.30 – 14.20	M.5	Bahasa Indonesia: Pola Kalimat
	14.20 – 15.10	Ruang Rapat	Rapat
	18.45 – 20.00	Mushola Putri	Sholat Maghrib berjama'ah, mengajar mengaji, dilanjut Sholat Isya berjama'ah
Selasa, 4 Des 2018	Study Tour ke Phuket		
Rabu, 5 Des 2018	09.00 – 11.00	Aula Sekolah	Father's Day
	18.45 – 20.00	Mushola Putri	Sholat Maghrib berjama'ah, mengajar mengaji, dilanjut Sholat Isya berjama'ah
Kamis, 6 Des 2018	09.30 – 10.20	A.3	Bahasa Inggris: Months
	14.20 – 15.10	P.6	Bahasa Inggris: Days and Months
	18.45 – 20.00	Mushola Putri	Sholat Maghrib berjama'ah, mengajar mengaji, dilanjut Sholat Isya berjama'ah
Jum'at, 7 Des 2018	09.30 – 10.20	A.3	Bahasa Inggris: Stationery
	13.30 – 14.20	P.5	Bahasa Inggris: Days and Months
	14.20 – 15.10	P.4	Bahasa Inggris: Days and Months
	18.45 – 20.00	Mushola Putri	Sholat Maghrib berjama'ah, mengajar mengaji, dilanjut Sholat Isya berjama'ah
Sabtu, 8 Des 2018	18.45 – 20.00	Mushola Putri	Sholat Maghrib berjama'ah, mengajar mengaji, dilanjut Sholat Isya berjama'ah

Minggu, 9 Des 2018	18.45 – 20.00	Mushola Putri	Sholat Maghrib berjama'ah, mengajar mengaji, dilanjut Sholat Isya berjama'ah
Senin, 10 Des 2018	Study Tour ke Bangkok		
Selasa, 11 Des 2018			
Rabu, 12 Des 2018			
Kamis, 13 Des 2018			
Jum'at, 14 Des 2018	FREE		
Sabtu, 15 Des 2018	18.45 – 20.00	Mushola Putri	Sholat Maghrib berjama'ah, mengajar mengaji, dilanjut Sholat Isya berjama'ah
Minggu, 16 Des 2018	18.45 – 20.00	Mushola Putri	Sholat Maghrib berjama'ah, mengajar mengaji, dilanjut Sholat Isya berjama'ah
Senin, 17 Des 2018	09.30 – 10.20	A.3	Bahasa Inggris: Stationery
	10.20 – 11.10	Anuban	Bahasa Inggris: Playing
	13.30 – 14.20	P.1	Bahasa Inggris: Days and Months
	18.45 – 20.00	Mushola Putri	Sholat Maghrib berjama'ah, mengajar mengaji, dilanjut Sholat Isya berjama'ah
Selasa, 18 Des 2018	09.30 – 10.20	A.3	Bahasa Inggris: Transportation
	13.30 – 14.20	P.2	Bahasa Inggris: Days and Months
	18.45 – 20.00	Mushola Putri	Sholat Maghrib berjama'ah, mengajar mengaji, dilanjut Sholat Isya berjama'ah
Rabu, 19 Des 2018	09.30 – 10.20	A.3	Bahasa Inggris: Transportation
	14.20 – 15.10	P.3	Bahasa Inggris: Days and Months

	18.45 – 20.00	Mushola Putri	Sholat Maghrib berjama'ah, mengajar mengaji, dilanjut Sholat Isya berjama'ah
Kamis, 20 Des 2018	09.30 – 10.20	A.3	Bahasa Inggris: Parts of Body
	14.20 – 15.10	P.6	Bahasa Inggris: Family
	18.45 – 20.00	Mushola Putri	Sholat Maghrib berjama'ah, mengajar mengaji, dilanjut Sholat Isya berjama'ah
Jum'at, 21 Des 2018	09.30 – 10.20	A.3	Bahasa Inggris: Parts of Body
	13.30 – 14.20	P.5	Bahasa Inggris: Family
	14.20 – 15.10	P.4	Bahasa Inggris: Family
	18.45 – 20.00	Mushola Putri	Sholat Maghrib berjama'ah, mengajar mengaji, dilanjut Sholat Isya berjama'ah
Sabtu, 22 Des 2018	18.45 – 20.00	Mushola Putri	Sholat Maghrib berjama'ah, mengajar mengaji, dilanjut Sholat Isya berjama'ah
Minggu, 23 Des 2018	18.45 – 20.00	Mushola Putri	Sholat Maghrib berjama'ah, mengajar mengaji, dilanjut Sholat Isya berjama'ah
Senin, 24 Des 2018	09.30 – 10.20	A.3	Bahasa Inggris: Animal
	10.20 – 11.10	Anuban	Bahasa Inggris: Playing
	13.30 – 14.20	M.5	Bahasa Indonesia: Menyusun kalimat
	14.20 – 15.10	P.1	Bahasa Inggris: Family
	18.45 – 20.00	Mushola Putri	Sholat Maghrib berjama'ah, mengajar mengaji, dilanjut Sholat Isya berjama'ah
Selasa, 25 Des 2018	09.30 – 10.20	A.3	Bahasa Inggris: Animal
	10.20 – 11.10	A.1	Bahasa Inggris: Number

	13.30 – 14.20	P.2	Bahasa Inggris: Family
	15.10 – 16.00	M.4	Bahasa Indonesia: Pola Kalimat
	18.45 – 20.00	Mushola Putri	Sholat Maghrib berjama'ah, mengajar mengaji, dilanjut Sholat Isya berjama'ah
Rabu, 26 Des 2018	09.30 – 10.20	A.3	Bahasa Inggris: Animal
	10.20 – 11.10	A.2	Bahasa Inggris: Number
	14.20 – 15.10	P.3	Bahasa Inggris: Family
	18.45 – 20.00	Mushola Putri	Sholat Maghrib berjama'ah, mengajar mengaji, dilanjut Sholat Isya berjama'ah
Kamis, 27 Des 2018	09.30 – 10.20	A.3	Bahasa Inggris: Animal
	14.20 – 15.10	P.6	Bahasa Inggris: Clock
	18.45 – 20.00	Mushola Putri	Sholat Maghrib berjama'ah, mengajar mengaji, dilanjut Sholat Isya berjama'ah
Jum'at, 28 Des 2018	09.30 – 10.20	A.3	Bahasa Inggris: Animal
	13.30 – 14.20	P.5	Bahasa Inggris: Clock
	14.20 – 15.10	P.4	Bahasa Inggris: Clock
	18.45 – 20.00	Mushola Putri	Sholat Maghrib berjama'ah, mengajar mengaji, dilanjut Sholat Isya berjama'ah
Sabtu, 29 Des 2018	18.45 – 20.00	Mushola Putri	Sholat Maghrib berjama'ah, mengajar mengaji, dilanjut Sholat Isya berjama'ah
Minggu, 30 Des 2018	18.45 – 20.00	Mushola Putri	Sholat Maghrib berjama'ah, mengajar mengaji, dilanjut Sholat Isya berjama'ah
Senin, 31 Des 2019	09.30 – 10.20	A.3	Bahasa Inggris: Shapes

	10.20 – 11.10	Anuban	Bahasa Inggris: Playing
	13.30 – 14.20	M.5	Bahasa Indonesia: Percakapan
	14.20 – 15.10	P.1	Bahasa Inggris: Clock
	18.45 – 20.00	Mushola Putri	Sholat Maghrib berjama'ah, mengajar mengaji, dilanjut Sholat Isya berjama'ah
Selasa, 1 Jan 2019	09.30 – 10.20	A.3	Bahasa Inggris: Shapes
	10.20 – 11.10	A.1	Bahasa Inggris: Parts of Body
	13.30 – 14.20	P.2	Bahasa Inggris: Clock
	15.10 – 16.00	M.4	Bahasa Indonesia: Kosakata
	18.45 – 20.00	Mushola Putri	Sholat Maghrib berjama'ah, mengajar mengaji, dilanjut Sholat Isya berjama'ah
Rabu, 2 Jan 2019	09.30 – 10.20	A.3	Bahasa Inggris: Shapes
	10.20 – 11.10	A.2	Bahasa Inggris: Parts of Body
	14.20 – 15.10	P.3	Bahasa Inggris: Clock
	18.45 – 20.00	Mushola Putri	Sholat Maghrib berjama'ah, mengajar mengaji, dilanjut Sholat Isya berjama'ah
Kamis, 3 Jan 2019	09.30 – 10.20	A.3	Bahasa Inggris: Drawing and Coloring
	14.20 – 15.10	P.6	Bahasa Inggris: House's Room and Its Things
	18.45 – 20.00	Mushola Putri	Sholat Maghrib berjama'ah, mengajar mengaji, dilanjut Sholat Isya berjama'ah
Jum'at, 4 Jan 2019	09.30 – 10.20	A.3	Bahasa Inggris: Listening to English Kids Songs

	13.30 – 14.20	P.5	Bahasa Inggris: House's Room and Its Things
	14.20 – 15.10	P.4	Bahasa Inggris: House's Room and Its Things
	18.45 – 20.00	Mushola Putri	Sholat Maghrib berjama'ah, mengajar mengaji, dilanjut Sholat Isya berjama'ah
Sabtu, 5 Jan 2019	18.45 – 20.00	Mushola Putri	Sholat Maghrib berjama'ah, mengajar mengaji, dilanjut Sholat Isya berjama'ah
Minggu, 6 Jan 2019	18.45 – 20.00	Mushola Putri	Sholat Maghrib berjama'ah, mengajar mengaji, dilanjut Sholat Isya berjama'ah
Senin, 7 Jan 2019	Festival Olahraga Warna (Sukan)		
Selasa, 8 Jan 2019			
Rabu, 9 Jan 2019			
Kamis, 10 Jan 2019			
Jum'at, 11 Jan 2019	Libur Tahun Baru		
Sabtu, 12 Jan 2019			
Minggu, 13 Jan 2019			
Senin, 14 Jan 2019			
Selasa, 15 Jan 2019	09.30 – 10.20	A.3	Bahasa Inggris: Watching Movie
	10.20 – 11.10	A.1	Bahasa Inggris: Color
	11.10 – 13.00	Teacher's Day	
	18.45 – 20.00	Mushola Putri	Sholat Maghrib berjama'ah, mengajar mengaji, dilanjut Sholat Isya berjama'ah

Rabu, 16 Jan 2019	09.30 – 10.20	A.3	Bahasa Inggris: Family
	10.20 – 11.10	A.2	Bahasa Inggris: Color
	14.20 – 15.10	P.3	Bahasa Inggris: House's Room and Its Things
	18.45 – 20.00	Mushola Putri	Sholat Maghrib berjama'ah, mengajar mengaji, dilanjut Sholat Isya berjama'ah
Kamis, 17 Jan 2019	09.30 – 10.20	A.3	Bahasa Inggris: Family
	14.20 – 15.10	P.6	Bahasa Inggris: House's Room and Its Things
	18.45 – 20.00	Mushola Putri	Sholat Maghrib berjama'ah, mengajar mengaji, dilanjut Sholat Isya berjama'ah
Jum'at, 18 Jan 2019	09.30 – 10.20	A.3	Bahasa Inggris: Family
	13.30 – 14.20	P.5	Bahasa Inggris: House's Room and Its Things
	14.20 – 15.10	P.4	Bahasa Inggris: House's Room and Its Things
	17.00 – 23.00	Lapangan Krabi	Persiapan Bazar
Sabtu, 19 Jan 2019	17.00 – 00.00	Lapangan Krabi	Bazar Peringatan Maulid
Minggu, 20 Jan 2019	18.45 – 20.00	Mushola Putri	Sholat Maghrib berjama'ah, mengajar mengaji, dilanjut Sholat Isya berjama'ah
Senin, 21 Jan 2019	09.30 – 10.20	A.3	Bahasa Inggris: Bermain Malam (Clay)
	10.20 – 11.10	Anuban	Bahasa Inggris: Playing
	13.30 – 14.20	M.5	Bahasa Indonesia: Latihan Soal
	14.20 – 15.10	P.1	Bahasa Inggris: Writing Name

	18.45 – 20.00	Mushola Putri	Sholat Maghrib berjama'ah, mengajar mengaji, dilanjut Sholat Isya berjama'ah
Selasa, 22 Jan 2019	09.30 – 10.20	A.3	Bahasa Inggris: Feeling
	10.20 – 11.10	A.1	Bahasa Inggris: Coloring
	13.30 – 14.20	P.2	Bahasa Inggris: Writing Name
	15.10 – 16.00	M.4	Bahasa Indonesia: Percakapan
	18.45 – 20.00	Mushola Putri	Sholat Maghrib berjama'ah, mengajar mengaji, dilanjut Sholat Isya berjama'ah
Rabu, 23 Jan 2019	09.30 – 10.20	A.3	Bahasa Inggris: Feeling
	10.20 – 11.10	A.2	Bahasa Inggris: Coloring
	14.20 – 15.10	P.3	Memasak
	18.45 – 20.00	Mushola Putri	Sholat Maghrib berjama'ah, mengajar mengaji, dilanjut Sholat Isya berjama'ah
Kamis, 24 Jan 2019	09.30 – 10.20	A.3	Bahasa Inggris: If Your Happy Song
	11.30 – 16.30	Kantor Imigrasi	Perpanjangan VISA
	18.45 – 20.00	Mushola Putri	Sholat Maghrib berjama'ah, mengajar mengaji, dilanjut Sholat Isya berjama'ah
Jum'at, 25 Jan 2019	09.30 – 10.20	A.3	Bahasa Inggris: Drawing
	13.30 – 14.20	P.5	Bahasa Inggris: Things at The Classroom
	14.20 – 15.10	P.4	Bahasa Inggris: Things at The Classroom
	18.45 – 20.00	Mushola Putri	Sholat Maghrib berjama'ah, mengajar mengaji, dilanjut Sholat Isya berjama'ah

Sabtu, 26 Jan 2019	FREE		
Minggu, 27 Jan 2019	18.45 – 20.00	Mushola Putri	Sholat Maghrib berjama'ah, mengajar mengaji, dilanjut Sholat Isya berjama'ah
Senin, 28 Jan 2019	09.30 – 10.20	A.3	Bahasa Inggris: Action Verb
	10.20 – 11.10	Anuban	Bahasa Inggris: Playing
	13.30 – 14.20	M.5	Bahasa Indonesia: Membahas PR bersama
	14.20 – 15.10	P.1	Bahasa Inggris: Shapes
	18.45 – 20.00	Mushola Putri	Sholat Maghrib berjama'ah, mengajar mengaji, dilanjut Sholat Isya berjama'ah
Selasa, 29 Jan 2019	09.30 – 10.20	A.3	Bahasa Inggris: Action Verb
	10.20 – 11.10	A.1	Bahasa Inggris: Fruits
	13.30 – 14.20	P.2	Bahasa Inggris: Shapes
	15.10 – 16.00	M.4	Bahasa Indonesia: Percakapan
	18.45 – 20.00	Mushola Putri	Sholat Maghrib berjama'ah, mengajar mengaji, dilanjut Sholat Isya berjama'ah
Rabu, 30 Jan 2019	09.30 – 10.20	A.3	Bahasa Inggris: Action Verb
	10.20 – 11.10	A.2	Bahasa Inggris: Fruits
	14.20 – 15.10	P.3	Bahasa Inggris: House's Room and Its Things
	18.45 – 20.00	Mushola Putri	Sholat Maghrib berjama'ah, mengajar mengaji, dilanjut Sholat Isya berjama'ah
Kamis, 31 Jan 2019	09.30 – 10.20	A.3	Bahasa Inggris: Fruits

	14.20 – 15.10	P.6	Bahasa Inggris: Weathers and Seasons
	18.45 – 20.00	Mushola Putri	Sholat Maghrib berjama'ah, mengajar mengaji, dilanjut Sholat Isya berjama'ah
Jum'at, 1 Feb 2019	09.30 – 10.20	A.3	Bahasa Inggris: Fruits
	13.30 – 14.20	P.5	Bahasa Inggris: Weathers and Seasons
	14.20 – 15.10	P.4	Bahasa Inggris: Weathers and Seasons
	18.45 – 20.00	Mushola Putri	Sholat Maghrib berjama'ah, mengajar mengaji, dilanjut Sholat Isya berjama'ah
Sabtu, 2 Feb 2019	18.45 – 20.00	Mushola Putri	Sholat Maghrib berjama'ah, mengajar mengaji, dilanjut Sholat Isya berjama'ah
Minggu, 3 Feb 2019	18.45 – 20.00	Mushola Putri	Sholat Maghrib berjama'ah, mengajar mengaji, dilanjut Sholat Isya berjama'ah
Senin, 4 Feb 2019	09.30 – 10.20	A.3	Bahasa Inggris: Fruits
	10.20 – 11.10	Anuban	Bahasa Inggris: Playing
	13.30 – 14.20	M.5	Bahasa Indonesia: Mendengarkan Musik
	14.20 – 15.10	P.1	Bahasa Inggris: Fruits
	18.45 – 20.00	Mushola Putri	Sholat Maghrib berjama'ah, mengajar mengaji, dilanjut Sholat Isya berjama'ah
Selasa, 5 Feb 2019	09.30 – 10.20	A.3	Bahasa Inggris: Fruits
	10.20 – 11.10	A.1	Bahasa Inggris: Coloring
	13.30 – 14.20	P.2	Bahasa Inggris: Fruits
	15.10 – 16.00	M.4	Bahasa Indonesia: Percakapan

	18.45 – 20.00	Mushola Putri	Sholat Maghrib berjama'ah, mengajar mengaji, dilanjut Sholat Isya berjama'ah
Rabu, 6 Feb 2019	09.30 – 10.20	A.3	Bahasa Inggris: Fruits
	10.20 – 11.10	A.2	Bahasa Inggris: Fruits
	14.20 – 15.10	P.3	Bahasa Inggris: Fruits
	18.45 – 20.00	Mushola Putri	Sholat Maghrib berjama'ah, mengajar mengaji, dilanjut Sholat Isya berjama'ah
Kamis, 7 Feb 2019	09.30 – 10.20	A.3	Bahasa Inggris: Listening to English Kids Songs
	14.20 – 15.10	P.6	Bahasa Inggris: Playing Games
	18.45 – 20.00	Mushola Putri	Sholat Maghrib berjama'ah, mengajar mengaji, dilanjut Sholat Isya berjama'ah
Jum'at, 8 Feb 2019	09.30 – 10.20	A.3	Bahasa Inggris: Watching Movie
	13.30 – 14.20	P.5	Bahasa Inggris: Playing Games
	14.20 – 15.10	P.4	Bahasa Inggris: Playing Games
	18.45 – 20.00	Mushola Putri	Sholat Maghrib berjama'ah, mengajar mengaji, dilanjut Sholat Isya berjama'ah
Sabtu, 9 Feb 2019	18.45 – 20.00	Mushola Putri	Sholat Maghrib berjama'ah, mengajar mengaji, dilanjut Sholat Isya berjama'ah
Minggu, 10 Feb 2019	18.45 – 20.00	Mushola Putri	Sholat Maghrib berjama'ah, mengajar mengaji, dilanjut Sholat Isya berjama'ah
Senin, 11 Feb 2019	09.30 – 10.20	A.3	Bahasa Inggris: How's the Weather Song
	10.20 – 11.10	Anuban	Bahasa Inggris: Playing
	13.30 – 14.20	M.5	Bahasa Indonesia: Lagu "Cublak-cublak Suweng"

	14.20 – 15.10	P.1	Bahasa Inggris: Fruits
	18.45 – 20.00	Mushola Putri	Sholat Maghrib berjama'ah, mengajar mengaji, dilanjut Sholat Isya berjama'ah
Selasa, 12 Feb 2019	09.30 – 10.20	A.3	Bahasa Inggris: Weather
	10.20 – 11.10	A.1	Bahasa Inggris: Kolase
	13.30 – 14.20	P.2	Bahasa Inggris: Fruits
	15.10 – 16.00	M.4	Bahasa Indonesia: Kosakata
	18.45 – 20.00	Mushola Putri	Sholat Maghrib berjama'ah, mengajar mengaji, dilanjut Sholat Isya berjama'ah
Rabu, 13 Feb 2019	09.30 – 10.20	A.3	Bahasa Inggris: Weather
	10.20 – 11.10	A.2	Bahasa Inggris: Kolase
	14.20 – 15.10	P.3	Bahasa Inggris: Playing Games
	18.45 – 20.00	Mushola Putri	Sholat Maghrib berjama'ah, mengajar mengaji, dilanjut Sholat Isya berjama'ah
Kamis, 14 Feb 2019	09.30 – 10.20	A.3	Bahasa Inggris: Garden
	14.20 – 15.10	P.6	Bahasa Inggris: Describing Animal
	18.45 – 20.00	Mushola Putri	Sholat Maghrib berjama'ah, mengajar mengaji, dilanjut Sholat Isya berjama'ah
Jum'at, 15 Feb 2019	09.30 – 10.20	A.3	Bahasa Inggris: Garden
	13.30 – 14.20	P.5	Bahasa Inggris: Describing Animal
	14.20 – 15.10	P.4	Bahasa Inggris: Describing Animal

	18.45 – 20.00	Mushola Putri	Sholat Maghrib berjama'ah, mengajar mengaji, dilanjut Sholat Isya berjama'ah
Sabtu, 16 Feb 2019	18.45 – 20.00	Mushola Putri	Sholat Maghrib berjama'ah, mengajar mengaji, dilanjut Sholat Isya berjama'ah
Minggu, 17 Feb 2019	18.45 – 20.00	Mushola Putri	Sholat Maghrib berjama'ah, mengajar mengaji, dilanjut Sholat Isya berjama'ah
Senin, 18 Feb 2019	09.30 – 10.20	A.3	Bahasa Inggris: Coloring
	10.20 – 11.10	Anuban	Bahasa Inggris: Playing
	13.30 – 14.20	M.5	Bahasa Indonesia: Kosakata
	14.20 – 15.10	P.1	Bahasa Inggris: Parts of Body
	18.45 – 20.00	Mushola Putri	Sholat Maghrib berjama'ah, mengajar mengaji, dilanjut Sholat Isya berjama'ah
Selasa, 19 Feb 2019	09.30 – 10.20	A.3	Bahasa Inggris: House
	10.20 – 11.10	A.1	Bahasa Inggris: Action Verb
	13.30 – 14.20	P.2	Bahasa Inggris: Playing Games
	15.10 – 16.00	M.4	Bahasa Indonesia: Lagu "Cublak-cubak Suweng"
	18.45 – 20.00	Mushola Putri	Sholat Maghrib berjama'ah, mengajar mengaji, dilanjut Sholat Isya berjama'ah
Rabu, 20 Feb 2019	09.30 – 10.20	A.3	Bahasa Inggris: Train
	10.20 – 11.10	A.2	Bahasa Inggris: Action Verb
	14.20 – 15.10	P.3	Bahasa Inggris: Writing Bio
	18.45 – 20.00	Mushola Putri	Sholat Maghrib berjama'ah, mengajar mengaji, dilanjut Sholat Isya berjama'ah

Kamis, 21 Feb 2019	09.30 – 10.20	A.3	Bahasa Inggris: Playing
	14.20 – 15.10	P.6	Bahasa Inggris: Lagu Indonesia
	18.45 – 20.00	Mushola Putri	Sholat Maghrib berjama'ah, mengajar mengaji, dilanjut Sholat Isya berjama'ah
Jum'at, 22 Feb 2019	09.30 – 10.20	A.3	Bahasa Inggris: Playing
	13.30 – 14.20	P.5	Bahasa Inggris: Lagu Indonesia
	14.20 – 15.10	P.4	Bahasa Inggris: Writing Bio
	18.45 – 20.00	Mushola Putri	Sholat Maghrib berjama'ah, mengajar mengaji, dilanjut Sholat Isya berjama'ah
Sabtu, 23 Feb 2019	18.45 – 20.00	Mushola Putri	Sholat Maghrib berjama'ah, mengajar mengaji, dilanjut Sholat Isya berjama'ah
Minggu, 24 Feb 2019	18.45 – 20.00	Mushola Putri	Sholat Maghrib berjama'ah, mengajar mengaji, dilanjut Sholat Isya berjama'ah
Senin, 25 Feb 2019	09.30 – 10.20	A.3	Bahasa Inggris: Review Materi
	10.20 – 11.10	Anuban	Bahasa Inggris: Playing
	13.30 – 14.20	M.5	Bahasa Indonesia: Percakapan
	14.20 – 15.10	P.1	Bahasa Inggris: Menghitung dalam bahasa Inggris
	18.45 – 20.00	Mushola Putri	Sholat Maghrib berjama'ah, mengajar mengaji, dilanjut Sholat Isya berjama'ah
Selasa, 26 Feb 2019	09.30 – 10.20	A.3	Bahasa Inggris: Review Materi
	10.20 – 11.10	A.1	Bahasa Inggris: Animal
	12.30 – 13.30	Ruang Kepsek	Tinjauan dari Dinas Pendidikan Krabi

	13.30 – 14.20	P.2	Bahasa Inggris: Menghitung dalam bahasa Inggris
	15.10 – 16.00	M.4	Bahasa Indonesia: Lagu “Cublak-cublak Suweng”
	18.45 – 20.00	Mushola Putri	Sholat Maghrib berjama’ah, mengajar mengaji, dilanjut Sholat Isya berjama’ah
Rabu, 27 Feb 2019	09.30 – 10.20	A.3	Bahasa Inggris: Review Materi
	10.20 – 11.10	A.2	Bahasa Inggris: Animal
	14.20 – 15.10	P.3	Bahasa Inggris: Things at The Classroom
	18.45 – 20.00	Mushola Putri	Sholat Maghrib berjama’ah, mengajar mengaji, dilanjut Sholat Isya berjama’ah
Kamis, 28 Feb 2019	09.30 – 10.20	A.3	Bahasa Inggris: Review Materi
	14.20 – 15.10	P.6	Bahasa Inggris: Latihan Soal
	18.45 – 20.00	Mushola Putri	Sholat Maghrib berjama’ah, mengajar mengaji, dilanjut Sholat Isya berjama’ah
Jum’at, 1 Mar 2019		Prateeptham Foundation School	Camping siswa/siswi Prathom 6 se-Thailand Selatan
Sabtu, 2 Mar 2019			
Minggu, 3 Mar 2019			
Senin, 4 Mar 2019	Libur		
Selasa, 5 Mar 2019			
Rabu, 6 Mar 2019	Pelaksanaan Ulangan Akhir Semester		
Kamis, 7 Mar 2019			

Jum'at, 8 Mar 2019	Pelaksanaan Ulangan Akhir Semester		
Sabtu, 9 Mar 2019			
Minggu, 10 Mar 2019			
Senin, 11 Mar 2019			
Selasa, 12 Mar 2019			
Rabu, 13 Mar 2019			
Kamis, 14 Mar 2019	Perpisahan Mahasiswa PPL dengan siswa/siswi Anuban dan Prathom		
Jum'at, 15 Mar 2019	Perpisahan Mahasiswa PPL dengan siswa/siswi Mattayom		
Sabtu, 16 Mar 2019	Penilaian dan Pelaporan Hasil UAS		
Minggu, 17 Mar 2019			
Senin, 18 Mar 2019			
Selasa, 19 Mar 2019			
Rabu, 20 Mar 2019			
Kamis, 21 Mar 2019	08.00 – 12.00	Aula Sekolah	Graduation Day
Jum'at, 22 Mar 2019	Camping Perpisahan di Pulau Lanta		
Sabtu, 23 Mar 2019			
Minggu, 24 Mar 2019			
Senin, 25 Mar 2019	19.00	Krabi	Perjalanan ke Songkhla untuk acara penutupan PPL Thailand Selatan

Selasa, 26 Mar 2019	20.00	Sangkhom Islam Wittaya School	Sampai di sekolah tempat acara penutupan
Rabu, 27 Mar 2019	14.00 – 16.00	Sangkhom Islam Wittaya School	Acara Penutupan
	16.30	Songkhla	Perjalanan ke Kuala Lumpur, Malaysia dilanjut perjalanan pulang ke Indonesia

LAMPIRAN 4**DAFTAR NAMA SISWA ANUBAN**

No.	Anuban	Anuban 1	Anuban 2	Anuban 3
1	Huda	Zaitun	Minda	Kornkavin
2	Sila	Sondy	Afnan	Tanapon
3	Shamil	Husna	Affan	Tanakorn
4	Faris	Mumin	Chamin	Teerayut
5	Sarif	Hassan	Huda	Nuttavot
6		Musan	Syaukat	Narin
7		Chamin	Chakir	Nisashon
8		Kamin	Fadia	Rofarun
9		Minhan	Baini	Veerapat
10		Zaianna	Asma	Wuttipat
11		Zaira	Muna	Patshara
12		Fadin	Aini	Vikit
13		Hafat	Bilkis	Punnavit
14		Sikro	Muna	Apishart
15		Sanwiya	Tasneem	Teerapong
16		Madzaidy		Nutchanone
17		Fadew		Tanawat
18		Charon		Teerapat
19		Faison		Peerapat
20				Artcharawit
21				Kanyavee
22				Davika
23				Arissara
24				Aussama
25				Aobunrat

LAMPIRAN 5

DAFTAR NILAI SISWA

Mata Pelajaran : Bahasa Inggris

Pengajar : Aurora Sakinatulhaq

Kelas : P.1

No.	Nama Siswa	Tugas	Ulangan	Nilai Akhir
1	Assanain	85	57.5	77
2	Rapipat	80	60	74
3	Marisa	90	65	83
4	Sirinda	90	80	87
5	Tanakit	85	75	82
6	Kittiphung	80	63	75
7	Tanyaphisit	80	58	73
8	Hadid	80	65	76
9	Natasha	90	70	84
10	Muhsin	85	73	81
11	Sanadi	80	48	70
12	Kippapa	80	53	72
13	Napassanan	80	63	75
14	Chamini	90	68	83
15	Jeerapat	80	63	75
16	Kanyapat Sawaree	90	80	87
17	Kanyapat Butte	80	68	76
18	Phit Philin	90	55	80
19	Pattarakon	80	55	73
20	Punnakon	80	65	76
21	Phuripat	80	70	81

Mata Pelajaran : Bahasa Inggris

Pengajar : Aurora Sakinatulhaq

Kelas : P.2

No.	Nama Siswa	Tugas	Ulangan	Nilai Akhir
1	Thrat Sikar	90	73	85
2	Kalyarat	90	85	86
3	Phloy Philin	90	92	91
4	Phatra Warin	85	95	88
5	Mekhala	90	80	87
6	Pongsathorn	90	85	86
7	Khathawut	90	76	86
8	Wranludi	90	80	87
9	Rawisara	90	82	88
10	Chanaphol	85	73	81
11	Laksalisa	90	88	89
12	Kittiphat	85	73	81
13	Nichanan	75	50	68
14	Aswani	90	75	86
15	Nurudin	80	50	71
16	Thanawat	75	78	76
17	Thanawit	75	80	77
18	Akhranan	75	67	73
19	Rakhsatar	75	50	68
20	Isara	90	90	90
21	Surida	90	88	89
22	Petcharat	90	69	84
23	Natchathida	85	89	86
24	Aphisi	75	60	71

Mata Pelajaran : Bahasa Inggris

Pengajar : Aurora Sakinatulhaq

Kelas : P.3

No.	Nama Siswa	Tugas	Ulangan	Nilai Akhir
1	Huda	91	52	79
2	Kori	87	46	75
3	Nurina	98	48	83
4	Masniy	97	38	79
5	Alif	85	48	74
6	Nadia	95	48	81
7	Sakariya	93	38	77
8	Ruslan	97	48	82
9	Farhan	88	32	71
10	Hasim	91	32	73
11	Rin	98	60	87
12	Fatonah	93	56	82
13	Chakir	85	50	75
14	Rowi	96	52	83
15	Chakirin	85	36	70
16	Jasmine	98	80	93
17	Anwani	100	62	89
18	Irfat	91	48	78
19	Hasis	85	38	71
20	Fais	85	60	78

Mata Pelajaran : Bahasa Inggris

Pengajar : Aurora Sakinatulhaq

Kelas : P.4

No.	Nama Siswa	Tugas	Ulangan	Nilai Akhir
1	Adila	93	48	80
2	Sanweiya	95	48	81
3	Hanee	98	38	80
4	Chakir	85	36	70
5	San	89	46	76
6	Abbat	89	32	72
7	Hassan	95	36	77
8	Koffari	93	40	77
9	Sanman	91	50	79
10	Afandi	90	48	77
11	Hussen	89	52	78
12	Janna	93	50	80
13	Sulfa	90	60	81
14	Seila	92	52	80
15	Fosi	87	38	72
16	Abit	96	36	78
17	Yasin	88	46	75
18	Fadil	92	52	80
19	Fosan	97	32	78

Mata Pelajaran : Bahasa Inggris

Pengajar : Aurora Sakinatulhaq

Kelas : P.5

No.	Nama Siswa	Tugas	Ulangan	Nilai Akhir
1	Badar Pulu	100	36	81
2	Naphassorn Eidkerd	98	59	86
3	Sadja Arayawattanakul	90	24	70
4	Thawisak Tudsicol	90	28	71
5	Warattaya Lekkul	94	50	81
6	Somyot Kokyai	96	44	80
7	Jetsade Naktone	91	22	70
8	Chayada Mankan	98	28	77
9	Shakrit Chuybumrung	90	26	71
10	Sittishay	91	28	72
11	Sirirat Naktone	98	40	81
12	Surayut Mankan	98	63	88
13	Nasren Mankul	97	56	85
14	Adisorn	84	37	70
15	Pipat Nayaw	96	43	80
16	Sirorit Mankul	96	58	85
17	Twanrat Jindasee	98	72	90
18	Nattapol Wareesri	88	32	71
19	Rochoto Landen	94	30	75
20	Ariya Kijkan	96	48	82
21	Faltoni Lohnah	86	39	72

Mata Pelajaran : Bahasa Inggris

Pengajar : Aurora Sakinatulhaq

Kelas : P.6

No.	Nama Siswa	Tugas	Ulangan	Nilai Akhir
1	Nattapon	84	32	68
2	Teetawach	86	59	78
3	Nakarin	87	53	77
4	Pasin	89	58	80
5	Pongsakon	88	37	73
6	Pawinee	85	30	69
7	Rois	84	40	71
8	Wavayuth	82	26	65
9	Sithipon	86	40	72
10	Saowalak	82	32	67
11	Anuwat	82	28	66
12	Anis	85	38	71
13	Umar	84	32	68
14	Oman	87	47	75
15	Pattanin Langu	98	92	96
16	Arisa	87	49	76
17	Sarawut	86	34	70
18	Phatcharirat Lemlea	93	86	91
19	Araya Khonrian	95	89	93
20	Thanachot	85	39	71
21	Paramin	87	40	73
22	Nonthapat	82	47	72
23	Wannakon	82	27	66
24	Apirak	85	29	68

Mata Pelajaran : Bahasa Indonesia
Pengajar : Aurora Sakinatulhaq
Kelas : M.4

No.	Nama Siswa	Tugas	Ulangan	Nilai Akhir
1	Rachit Deedech	85	38	71
2	Assadawut Khonrian	90	48	77
3	Teeraphat Srirat	90	73	85
4	Muhammad Ridwan Cheama	85	45	73
5	Muhammad E-leeyas Sama-ae	90	50	78
6	Kanpitcha Martkerdtikul	90	50	78
7	Kolbie Konrean	90	25	71
8	Jiranan Jarenjit	90	35	74
9	Wanreudee Lookyee	90	76	86
10	Areeya Machakul	90	73	85
11	Nantiphath Phuatchon	85	50	75
12	Chaiyaphat Mankul	85	25	67
13	Nattawut Hempitak	85	28	68
14	Sompong Sawaree	85	25	67
15	Saowalak Butte	90	23	70
16	Pongsaphat Rengsamut	85	23	66

Mata Pelajaran : Bahasa Indonesia
Pengajar : Aurora Sakinatulhaq
Kelas : M.5

No.	Nama Siswa	Tugas	Ulangan	Nilai Akhir
1	Yamin Ner-on	80	33	66
2	Waris Sawaree	85	25	67
3	Somsak Banjob	90	23	70
4	Montree Sabut	80	25	64
5	Anuwat Salerat	90	21	69
6	Aekkrat Ao-nam	80	23	63
7	Thanyaphon Nueaon	90	69	84
8	Janya Suksawat	90	55	80
9	Maisuree Janjure	85	35	70
10	Assarina Machakun	90	84	88
11	Kantana Sansamut	85	13	63
12	Kajonsak Kasirak	85	40	72
13	Nattapol Hempitak	80	20	62
14	Saknarin Santawa	80	40	68

LAMPIRAN 6

DOKUMENTASI



KBM Prathom



KBM Anuban



KBM Prathom



KBM Anuban



Tugas Harian



Tugas Harian



Tugas Harian



Tugas Harian



Brain Balancing



Brain Balancing



Study Tour



Peringatan Maulid Nabi



Bazar Peringatan Maulid Nabi



Festival Olahraga Warna



Festival Olahraga Warna



Children's Day



Camping Prathom



Camping Prathom



Tinjauan Dinas Pendidikan Krabi



Graduation Day



Anuban



Anuban 1



Anuban 2



Anuban 3



Prathom 1



Prathom 2



Prathom 3



Prathom 4



Prathom 5



Prathom 6



Mattayom 4



Mattayom 5



Peserta PPL Thailand Selatan 2018

FINAL EXAMS

Subject : English

Name :

Grade : P.1

I. Choose the right answer!

1. Teacher : Good morning.
Students :, teacher.
- Good morning
 - Good afternoon
 - Good evening

- Six
- Seven
- Eight

2. Sani : What is your name?
Fara :
- My name is Fara
 - I am fine
 - Thank you

8. I have pencils.
- Eleven
 - Twelve
 - Thirteen



3. I like

- Orange
- Banana
- Apple



9. Three plus four is
- Five
 - Six
 - Seven

$3 + 4 = \dots$

4. Which one is "Durian"?

- 
- 
- 

10. Surida : Do you like?
Chamini : Yes, I do.
- Cat
 - Dog
 - Rabbit



11. is a big animal.

- Elephant
- Giraffe
- Lion



5. What is the color of strawberry?

- Red
- Yellow
- Purple



12. Monkey eats

- Apple
- Banana
- Orange



6. How many flowers are there?

There are flowers.

- four
- five
- six



13. Kalyarat puts her pencil in the

- Table
- Pencil case
- Bag



7.

6	7	...	9
---	---	-----	---

14. Nurdin : May I borrow your?

Isara : Sure.

- Ruler



ANSWER KEY

I.

- | | | | |
|------|-------|-------|-------|
| 1. A | 6. C | 11. A | 16. A |
| 2. A | 7. C | 12. B | 17. A |
| 3. C | 8. B | 13. C | 18. C |
| 4. A | 9. C | 14. A | 19. B |
| 5. A | 10. B | 15. B | 20. B |

II.

1. LION
2. GIRAFFE
3. BANANA
4. ORANGE
5. GRAPE
6. EYE
7. NOSE
8. MOUTH
9. TWELVE
10. FIFTEEN

FINAL EXAMS

Subject : English


Name :




Grade : P.2


I. Choose the right answer!


1. Teacher : Good morning.
Students :, teacher.
- a. Good morning
 - b. Good afternoon
 - c. Good evening

2. Sani : What is your name?
Fara :
- a. My name is Fara
 - b. I am fine
 - c. Thank you

3. I like
- a. Orange
 - b. Banana
 - c. Apple
- 

4. Which one is "Durian"?
- a. 
 - b. 
 - c. 

5. What is the color of strawberry?
- a. Red
 - b. Yellow
 - c. Purple
- 

6. How many flowers are there?
There are flowers.
- a. four
 - b. five
 - c. six
- 

7.

6	7	...	9
---	---	-----	---

- a. Six
- b. Seven
- c. Eight

8. I have pencils.
- a. Eleven
 - b. Twelve
 - c. Thirteen



9. Three plus four is
- a. Five
 - b. Six
 - c. Seven

$3 + 4 = \dots$

10. Surida : Do you like?
Chamini : Yes, I do.
- a. Cat
 - b. Dog
 - c. Rabbit



11. is a big animal.
- a. Elephant
 - b. Giraffe
 - c. Lion



12. Monkey eats
- a. Apple
 - b. Banana
 - c. Orange



13. Kalyarat puts her pencil in the
- a. Table
 - b. Pencil case
 - c. Bag



14. Nurdin : May I borrow your?
Isara : Sure.
- a. Ruler



- b. Pencil
- c. Eraser

15. I sharpen my pencil with

- a. Pen
- b. Sharpener
- c. Ruler



16. The shape of pizza is

- a. Circle
- b. Triangle
- c. Square



17. I go to school by

- a. Bicycle
- b. Motorcycle
- c. Car



18. My father buys a new

- a. Bus
- b. Bicycle
- c. Car



19. I love my


- a. Mother
- b. Grandmother
- c. Aunt




20. Monday, Tuesday, ... , Thursday.

- a. Sunday
- b. Wednesday
- c. Friday


II. Fill in the blank squares!

1.  L


--	--	--	--

2.  G


--	--	--	--	--	--	--

3.  G

--	--	--	--	--

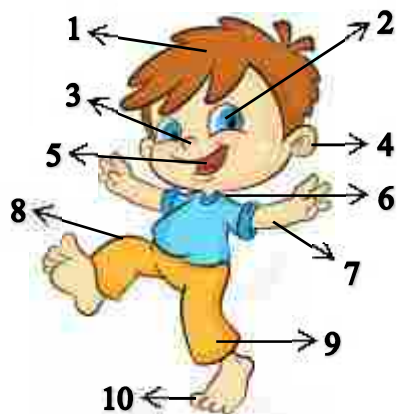
4.  O

--	--	--	--	--	--

5.  B

--	--	--	--	--	--	--

III. Match the parts of body below!



- a. Head
- b. Shoulder
- c. Knee
- d. Toe
- e. Eye
- f. Ear
- g. Nose
- h. Mouth
- i. Hand
- j. leg

ANSWER KEY

I.

- | | | | |
|------|-------|-------|-------|
| 1. A | 6. C | 11. A | 16. A |
| 2. A | 7. C | 12. B | 17. A |
| 3. C | 8. B | 13. C | 18. C |
| 4. A | 9. C | 14. A | 19. B |
| 5. A | 10. B | 15. B | 20. B |

II.

1. LION
2. GIRAFFE
3. GRAPE
4. ORANGE
5. BANANA

III.

- | | |
|-------------|----------------|
| 1. a. Head | 6. b. Shoulder |
| 2. e. Eye | 7. i. Hand |
| 3. g. Nose | 8. c. Knee |
| 4. f. Ear | 9. j. Leg |
| 5. h. Mouth | 10. d. Toe |

FINAL EXAMS

Subject : English

Name :

Grade : P.3

I. Choose the correct answer!

1. Teacher : Good afternoon.
Students :, teacher.

- a. Good morning
- b. Good afternoon
- c. Good evening
- d. Good night

2. Farhan : How are you?

Fais :

- a. I am 9 years old
- b. My name is Fais
- c. I am fine
- d. Thank you

3. What is it?

- a. Cheek
- b. Mouth
- c. Lip
- d. Teeth



4. It is

- a. Leg
- b. Knee
- c. Foot
- d. Toe



5. How many days in a week?

- a. 5 days
- b. 6 days
- c. 7 days
- d. 8 days

6. What is the day after Tuesday?

- a. Monday
- b. Wednesday
- c. Thursday
- d. Friday

7. There are months in a year.

- a. 10
- b. 11
- c. 12
- d. 13

8. January, February,, April.

- a. March
- b. May
- c. June
- d. July

9. Mr. Fais is 28 years old.

28 is

- a. Twenty seven
- b. Twenty eight
- c. Thirty seven
- d. Thirty eight

10.

44	45	...	47
----	----	-----	----

- a. Forty five
- b. Forty six
- c. Forty seven
- d. Forty eight

11. I sleep in the

- a. Bathroom
- b. Bedroom
- c. Living room
- d. Kitchen

12. Mother is cooking in the

- a. Bathroom
- b. Bedroom
- c. Living room
- d. Kitchen

13. These are things in the bathroom, except

- a. Pillow
- b. Soap
- c. Shampoo
- d. Tooth brush

14. In my living room, there are

- a. TV, sofa, picture, and table
- b. TV, spoon, picture, and picture
- c. Sofa, picture, table, and bathtub
- d. Sofa, table, picture, and soap



15.

The correct order of them is

- a. Book – bag – pen – pencil
- b. Book – pencil – bag – pen
- c. Bag – pen – book – pencil
- d. Bag – pencil – book – pen

16. These are things in the classroom, except

- a. White board
- b. Marker
- c. Towel
- d. Eraser

17. I miss my

- a. Grandfather
- b. Father
- c. Uncle
- d. Brother



18. Mr. Andi is my father. So, Mrs. Andi is

- a. My grandmother
- b. My mother
- c. My sister
- d. My aunt

19. my – is – Mrs. Aranya – teacher
The correct order is

- a. My Mrs. Aranya is teacher
- b. My is teacher Mrs. Aranya
- c. Mrs. Aranya is teacher my
- d. Mrs. Aranya is my teacher

20. Huda : What is your dream, Jasmine?

Jasmine : My dream is becoming a

- a. Doctor
- b. Nurse
- c. Teacher
- d. Singer



21. Kori's hobby is playing football.

He wants to be a professional

- a. Badminton player
- b. Volleyball player
- c. Football player
- d. Basketball player



22. How is the weather?

- a. It is sunny
- b. It is rainy
- c. It is windy
- d. It is snowy



23. Nadia : What season do you like?

Rin : I like

- a. Summer
- b. Spring
- c. Autumn
- d. Winter



24. I go to school at o'clock.

- a. 6.00
- b. 7.00
- c. 8.00
- d. 9.00



25. Ruslan : What time is it?

Rowi : It is

- a. 10.00
- b. 10.10
- c. 10.15
- d. 10.20



26. Which one is pet animal?

- a. Dog
- b. Elephant
- c. Cow
- d. Giraffe

27. Lion, tiger, whale, and shark are animals.

- a. Pet
- b. Wild
- c. Farm
- d. Ocean

28. I am hungry. I want

- a. French fries
- b. Hamburger
- c. Pizza
- d. Hotdog



29. Do you like

- a. French fries
- b. Hamburger
- c. Pizza
- d. Hotdog



30. I am thirsty. I want to drink

- a. Iced tea
- b. Orange juice
- c. Ice cream
- d. Milk



II. Fill in the bio based on the conditions below!

My name is Aisyah Andinilhaq. You can call me Aisy. I was born on 27th September 2010. I am 9 years old. My father is Mr. Avice and my mother is Mrs. Muti. I like reading. I want to be a teacher in the future. My favorite food is fried rice and my favorite drink is ice tea.

<i>My Bio</i>	
Name :	
Nickname :	
Date of Birth :	
Age :	
Father :	
Mother :	
Hobby :	
Dream :	
Favorite Food :	
Favorite Drink :	

ANSWER KEY

I.

- | | | |
|-------|-------|-------|
| 1. B | 11. B | 21. C |
| 2. C | 12. D | 22. B |
| 3. D | 13. A | 23. D |
| 4. C | 14. A | 24. C |
| 5. C | 15. C | 25. B |
| 6. B | 16. C | 26. A |
| 7. C | 17. A | 27. B |
| 8. A | 18. B | 28. C |
| 9. B | 19. D | 29. A |
| 10. B | 20. B | 30. B |

II.

<i>My Bio</i>
Name : Aisyah Andinilhaq
Nickname : Aisy
Date of Birth : 27 th September 2010
Age : 9 years old
Father : Mr. Avice
Mother : Mrs. Muti
Hobby : Reading
Dream : Teacher
Favorite Food : Fried Rice
Favorite Drink : Ice Tea



FINAL EXAMS

Subject : English

Name :

Grade : P.4

I. Choose the correct answer!

- Teacher : Good afternoon.
Students :, teacher.
 - Good morning
 - Good afternoon
 - Good evening
 - Good night
- Hussen : How are you?
Hassan :
 - I am 9 years old
 - My name is Fais
 - I am fine
 - Thank you
- What is it?
 - Cheek
 - Mouth
 - Lip
 - Teeth
- It is
 - Leg
 - Knee
 - Foot
 - Toe
- How many days in a week?
 - 5 days
 - 6 days
 - 7 days
 - 8 days
- What is the day after Tuesday?
 - Monday
 - Wednesday
 - Thursday
 - Friday
- There are months in a year.
 - 10
 - 11
 - 12
 - 13
- What is the month before November?
 - August
 - September
 - October
 - December
- Mr. Fadil is 58 years old.
58 is
 - Forty seven
 - Forty eight
 - Fifty seven
 - Fifty eight
- I watch TV in the
 - Bathroom
 - Bedroom
 - Living room
 - Kitchen
- My sister is sleeping in her
 - Bathroom
 - Bedroom
 - Living room
 - Kitchen
- My mother is cooking in the
 - Bathroom
 - Bedroom
 - Living room
 - Kitchen

13. These are things in the bathroom, except

- a. Pillow
- b. Soap
- c. Shampoo
- d. Tooth brush

14. In my living room, there are

- a. TV, sofa, picture, and table
- b. TV, spoon, picture, and picture
- c. Sofa, picture, table, and bathtub
- d. Sofa, table, picture, and soap



The correct order of them is

- a. Book – bag – pen – pencil
- b. Book – pencil – bag – pen
- c. Bag – pen – book – pencil
- d. Bag – pencil – book – pen

16. These are things in the classroom, except

- a. White board
- b. Marker
- c. Towel
- d. Eraser

17. I miss my

- a. Grandfather
- b. Father
- c. Uncle
- d. Brother



18. Mr. Andi is my father. So, Mrs. Andi is

- a. My grandmother
- b. My mother
- c. My sister
- d. My aunt

19. my – is – Mrs. Asiyah – teacher

The correct order is

- a. My Mrs. Asiyah is teacher
- b. My is teacher Mrs. Asiyah
- c. Mrs. Asiyah is teacher
- d. Mrs. Asiyah is my teacher

20. Adila : What is your dream, Sulfa?

Sulfa : My dream is becoming a

- a. Doctor
- b. Nurse
- c. Teacher
- d. Singer



21. Abbat's hobby is playing football.

He wants to be a professional

- a. Badminton player
- b. Volleyball player
- c. Football player
- d. Basketball player



22. How is the weather?

- a. It is sunny
- b. It is rainy
- c. It is windy
- d. It is snowy



23. Koffari : What season do you like?

Chakir : I like

- a. Summer
- b. Spring
- c. Autumn
- d. Winter



24. I go to school at o'clock.

- a. 6.00
- b. 7.00
- c. 8.00
- d. 9.00



25. Ruslan : What time is it?

Rowi : It is

- a. 10.00
- b. 10.10
- c. 10.15
- d. 10.20



26. Which one is pet animal?

- a. Dog
- b. Elephant
- c. Cow
- d. Giraffe

27. Lion, tiger, whale, and shark are animals.

- a. Pet
- b. Wild
- c. Farm
- d. Ocean

28. I am hungry. I want

- a. French fries
- b. Hamburger
- c. Pizza
- d. Hotdog



29. Do you like

- a. French fries
- b. Hamburger
- c. Pizza
- d. Hotdog



30. I am thirsty. I want to drink

- a. Iced tea
- b. Orange juice
- c. Ice cream
- d. Milk



II. Draw how the weather these are!

- 1. SUNNY
- 2. RAINY

- 3. STORMY
- 4. SNOWY

- 5. WINDY
- 6. CLOUDY

III. Fill in the bio based on the conditions below!

My name is M. Sena Syauqi Adn. You can call me Sena. I was born on 21st November 2010. I am 9 years old. My father is Mr. Avice and my mother is Mrs. Muti. I like playing football. I want to be a professional football player in the future. My favorite food is noodle and my favorite drink is orange juice.

<i>My Bio</i>	
Name :	
Nickname :	
Date of Birth :	
Age :	
Father :	
Mother :	
Hobby :	
Dream :	
Favorite Food :	
Favorite Drink :	

ANSWER KEY

I.

- | | | |
|-------|-------|-------|
| 1. B | 11. B | 21. C |
| 2. C | 12. D | 22. B |
| 3. D | 13. A | 23. D |
| 4. C | 14. A | 24. C |
| 5. C | 15. C | 25. B |
| 6. B | 16. C | 26. A |
| 7. C | 17. A | 27. B |
| 8. C | 18. B | 28. C |
| 9. D | 19. D | 29. A |
| 10. C | 20. B | 30. B |

II.

1. SUNNY



3. STORMY



5. WINDY



2. RAINY



4. SNOWY



6. CLOUDY



III.

<i>My Bio</i>	
Name :	m. Sena Şyauqi Adn
Nickname :	Şena
Date of Birth :	21 st November 2010
Age :	9 years old
Father :	Mr. Avice
Mother :	Mrs. Muti
Hobby :	Playing football
Dream :	Football Player
Favorite Food :	Noodle
Favorite Drink :	Orange Juice

FINAL EXAMS

Subject : English

Name :

Grade : P.5

I. Choose the correct answer!

Conversation for number 1-5.

Asma : Hello! Good afternoon.

Muna : (1)

Asma : I am Asma. What is your name?

Muna : (2)

Asma : (3)

Muna : I come from Krabi. How about you?

Asma : I come from Phang-nga.

Muna : Nice to meet you, Asma.

Asma : (4)

- Good morning
 - Good afternoon
 - Good evening
 - Good night
- I am 10 years old
 - I am fine
 - My name is Asma
 - Thank you
- How old are you
 - What is your name
 - Where do you live
 - Where do you come from
- Nice to meet you too
 - How do you do
 - See you
 - Good bye
- Where does Asma come from?

 - Krabi
 - Phang-nga
 - Surat thani
 - Pattani

6. What is it?

- Eye
- Eyebrow
- Forehead
- Hair



? 7. I hurt my

- Leg
- Knee
- Foot
- Toe



8. It is

- Shoulder
- Hand
- Arm
- Armpit



9. How many days in a week?

- 5 days
- 6 days
- 7 days
- 8 days

10. What is the day after Tuesday?

- Sunday
- Monday
- Wednesday
- Thursday

11. There are months in a year.

- 10
- 11
- 12
- 13

12. What is the month before August?

- June

- b. July
- c. September
- d. October

13. I sleep in the

- a. Bathroom
- b. Bedroom
- c. Living room
- d. Kitchen

14. Mother is cooking in the

- a. Bathroom
- b. Bedroom
- c. Living room
- d. Kitchen

15. Umar is watching TV in the

- a. Bathroom
- b. Bedroom
- c. Living room
- d. Kitchen

16. I take a bath in the

- a. Bathroom
- b. Bedroom
- c. Living room
- d. Kitchen

17. These are things in the bathroom, except

- a. Pillow
- b. Soap
- c. Shampoo
- d. Tooth brush

18. In my living room, there are

- a. TV, sofa, picture, and table
- b. TV, spoon, picture, and picture
- c. Sofa, picture, table, and bathtub
- d. Sofa, table, picture, and soap

19. These are things in the classroom, except

- a. White board

- b. Marker
- c. Towel
- d. Eraser

20.



The correct order of them is

- a. Book – pen – bag – pencil
- b. Book – pencil – bag – pen
- c. Bag – pencil – book – pen
- d. Bag – pen – book – pencil

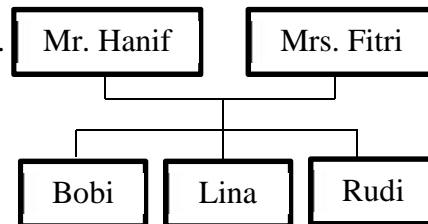
21. Mr. Andi is my father. So, Mrs. Andi is

- a. My grandmother
- b. My mother
- c. My sister
- d. My aunt

22. Mrs. Rere is my mother's sister. So, she is my

- a. Grandmother
- b. Grandfather
- c. Aunt
- d. Uncle

23.



Rudi is Lina's

- a. Nephew
- b. Brother
- c. Uncle
- d. Cousin

24. I – my friend – playing – am – with

The correct order is

- a. I am playing with my friend
- b. My friend playing with I am
- c. I my friend am playing with
- d. My friend am playing with I

25. my – is – Mrs. Sayang – teacher

The correct order is

- a. My Mrs. Sayang is teacher
- b. My is teacher Mrs. Sayang
- c. Mrs. Sayang is teacher my
- d. Mrs. Sayang is my teacher

b. Volleyball player

c. Football player

d. Basketball player

26. Mr. Oman is a doctor. He works in the

.....

- a. School
- b. Zoo
- c. Hospital
- d. Office

29. Fozi : How is today's weather?

Fairus :

- a. It is sunny
- b. It is rainy
- c. It is windy
- d. It is snowy



27. Nura : What is your dream, Nasrin?

Nasrin : My dream is becoming a

.....

- a. Doctor
- b. Nurse
- c. Teacher
- d. Singer



30. Mahdi : What season do you like?

Faruk : I like

- a. Summer
- b. Spring
- c. Autumn
- d. Winter



28. Aris' hobby is playing football.

He wants to be a professional

- a. Badminton player

II. Write what hobby these are!

1.



.....

3.



.....

5.



.....

2.



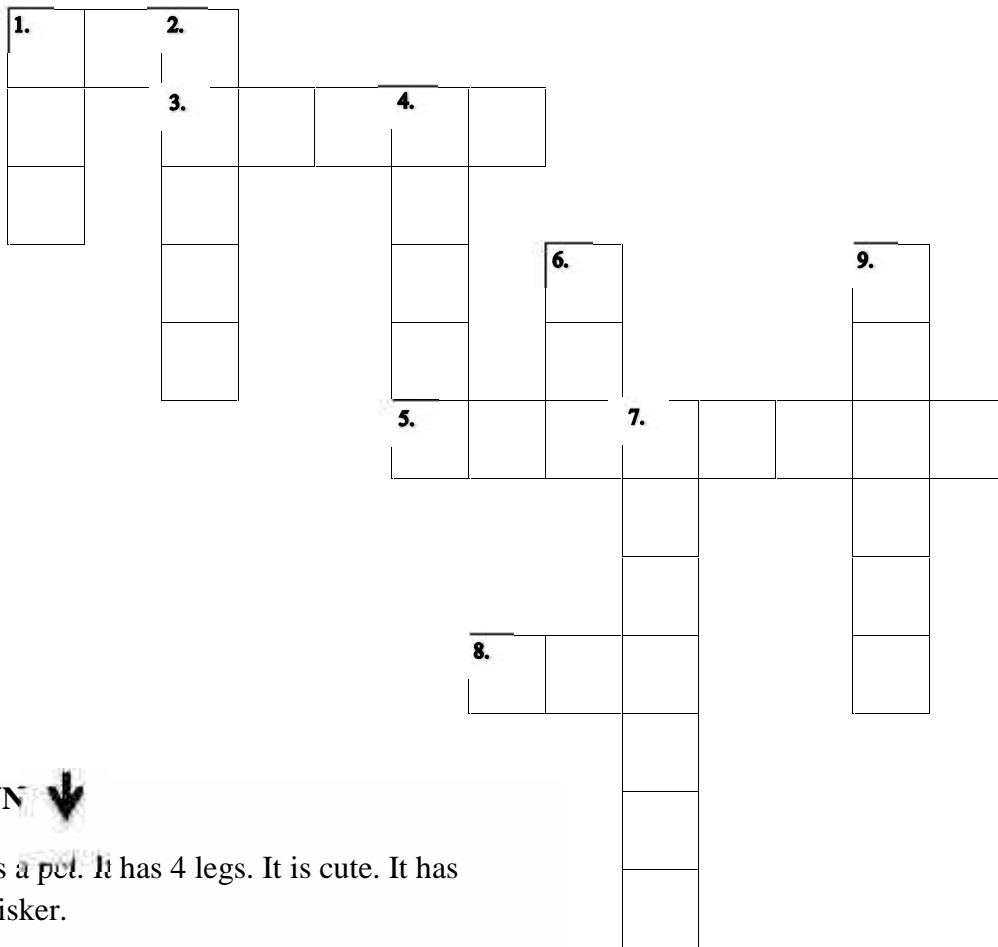
.....

4.



.....

III. Fill in the crossword below!



DOWN ↓

1. It is a pet. It has 4 legs. It is cute. It has whisker.
2. It is a mammal. It looks like fish. It lives in deep water. It has huge body. It eats planktons.
4. It is a reptile. It is wild. It has no legs. Some of its species has poison.
6. It is an insect. It can fly. It has black and yellow stripped body. It produces honey.
7. It is a bird. It can not fly. It lives in the ice. Usually it has white and black body.
9. It is a wild animal. It has 2 hands and 2 legs. It looks like human. It likes banana.

ACROSS →

1. It is a farm animal. It has 4 legs and a tail. Usually it has white and black-spot body. It produces milk.
3. It is a farm animal. It has 4 legs. It can run fast. We can ride it.
5. It is a wild animal. It has big body. It has big ears. It has 4 legs and a trunk.
8. It is a pet. It has 4 legs and a tail. It likes bone. It barks.

ANSWER KEY

I.

- | | | |
|-------|-------|-------|
| 1. B | 11. C | 21. B |
| 2. C | 12. B | 22. C |
| 3. D | 13. B | 23. B |
| 4. A | 14. D | 24. A |
| 5. B | 15. C | 25. D |
| 6. B | 16. A | 26. C |
| 7. B | 17. A | 27. B |
| 8. D | 18. A | 28. C |
| 9. C | 19. C | 29. B |
| 10. C | 20. D | 30. C |

II.

1. Singing
2. Playing football
3. Reading a book
4. Watching TV
5. Fishing

III.

DOWN

1. Cat
2. Whale
4. Snake
6. Bee
7. Penguin
9. Monkey

ACROSS

1. Cow
3. Horse
5. Elephant
8. Dog

FINAL EXAMS

Subject : English

Name :

Grade : P.6

I. Choose the correct answer!

Conversation for number 1-5.

Asma : Hello! Good afternoon.

Muna : (1)

Asma : I am Asma. What is your name?

Muna : (2)

Asma : (3)

Muna : I come from Krabi. How about you?

Asma : I come from Phang-nga.

Muna : Nice to meet you, Asma.

Asma : (4)

1. a. Good morning
b. Good afternoon
c. Good evening
d. Good night
2. a. I am 10 years old
b. I am fine
c. My name is Asma
d. Thank you
3. a. How old are you
b. What is your name
c. Where do you live
d. Where do you come from
4. a. Nice to meet you too
b. How do you do
c. See you
d. Good bye
5. Where does Asma come from?
 - a. Krabi
 - b. Phang-nga
 - c. Surat thani
 - d. Pattani

6. What is it?

- a. Eye
- b. Eyebrow
- c. Forehead
- d. Hair



? 7. I hurt my

- a. Leg
- b. Knee
- c. Foot
- d. Toe



8. It is

- a. Shoulder
- b. Hand
- c. Arm
- d. Armpit



9. What is the day after Tuesday?

- a. Sunday
- b. Monday
- c. Wednesday
- d. Thursday

10. The month before August is

- a. June
- b. July
- c. September
- d. October

11. Titawat is a student. brother is a pilot.

- a. she
- b. her
- c. his
- d. he

12. The students study in the

- a. Office
- b. Classroom
- c. Canteen
- d. Toilet

13. I in the bedroom.

- a. Eat
- b. Sleep
- c. Swim
- d. Run

14. Mother is cooking in the

- a. Bathroom
- b. Bedroom
- c. Living room
- d. Kitchen

15. Umar is watching TV in the

- a. Bathroom
- b. Bedroom
- c. Living room
- d. Kitchen

16. I take a bath in the

- a. Bathroom
- b. Bedroom
- c. Living room
- d. Kitchen

17. These are things in the bathroom, except

- a. Pillow
- b. Soap
- c. Shampoo
- d. Tooth brush

18. In my living room, there are

- a. TV, sofa, picture, and table
- b. TV, spoon, picture, and picture
- c. Sofa, picture, table, and bathtub
- d. Sofa, table, picture, and soap

19. These are things in the classroom, except

- a. White board
- b. Marker
- c. Towel
- d. Eraser

20.



Pencil A is than pencil B.

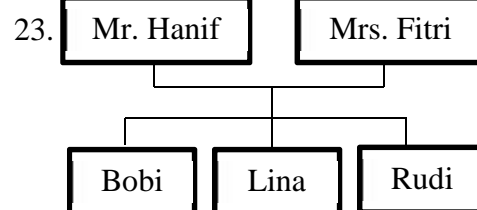
- a. long
- b. short
- c. longer
- d. shorter

21. Mr. Andi is my father. So, Mrs. Andi is

- a. My grandmother
- b. My mother
- c. My sister
- d. My aunt

22. Mrs. Rere is my mother's sister. So, she is my

- a. Grandmother
- b. Grandfather
- c. Aunt
- d. Uncle



Rudi is Lina's

- a. Nephew
- b. Brother
- c. Uncle
- d. Cousin

24. I – my friend – playing – am – with
The correct order is

- a. I am playing with my friend
- b. My friend playing with I am
- c. I my friend am playing with

- d. My friend am playing with I
25. my – is – Mr. Abdul – teacher
The correct order is
- My Mr. Abdul is teacher
 - My is teacher Mr. Abdul
 - Mr. Abdul is teacher my
 - Mr. Abdul is my teacher

26. Mr. Oman is a doctor. He works in the
- School
 - Zoo
 - Hospital
 - Office

27. Nura : What is your dream, Nasrin?
Nasrin : My dream is becoming a
- Doctor
 - Nurse
 - Teacher
 - Singer



28. Aris' hobby is playing football.
He wants to be a professional
- Badminton player

- Volleyball player
- Football player
- Basketball player

29. Fozi : How is today's weather?
Fairus :
- It is sunny
 - It is rainy
 - It is windy
 - It is snowy



30. Mahdi : What season do you like?
Faruk : I like
- Summer
 - Spring
 - Autumn
 - Winter

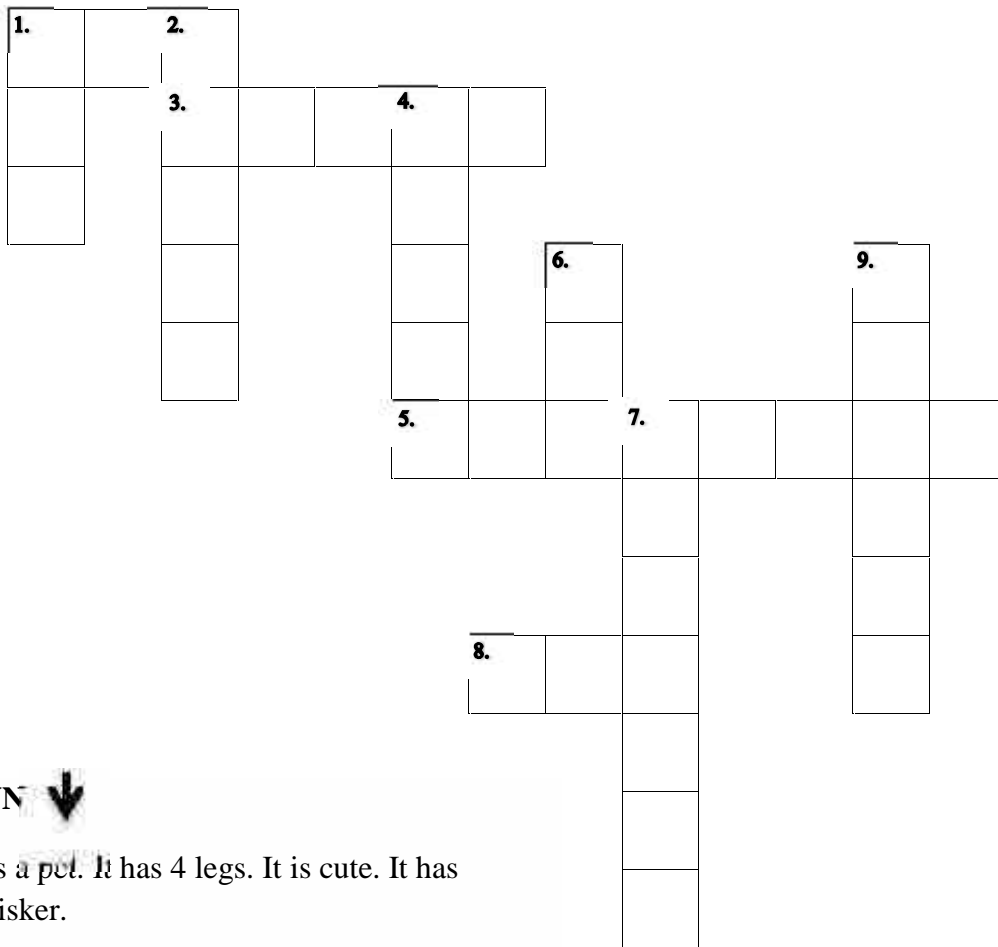


II. Answer the questions based on the condition bellow!

My name is Laura Cintya Bella. You can call me Laura. I am the youngest in my family. I have two brothers and one sister. My oldest brother, Budi, is a doctor. My second brother, Arif, is a university student. My sister, Lucy, is a high school student. And I am a primary student at Ihsaniyah Primary School.

- How many brother and sister does Laura have?
- Who is Budi?
- Is Arif a doctor?
- What is the name of Laura's sister?
- Where does Laura study?

III. Fill in the crossword below!



DOWN ↓

1. It is a pet. It has 4 legs. It is cute. It has whisker.
2. It is a mammal. It looks like fish. It lives in deep water. It has huge body. It eats planktons.
4. It is a reptile. It is wild. It has no legs. Some of its species has poison.
6. It is an insect. It can fly. It has black and yellow striped body. It produces honey.
7. It is a bird. It can not fly. It lives on the ice. Usually it has white and black body.
9. It is a wild animal. It has 2 hands and 2 legs. It looks like human. It likes banana.

ACROSS →

1. It is a farm animal. It has 4 legs and a tail. Usually it has white and black-spot body. It produces milk.
3. It is a farm animal. It has 4 legs. It can run fast. We can ride it.
5. It is a wild animal. It has big body. It has big ears. It has 4 legs and a trunk.
8. It is a pet. It has 4 legs and a tail. It likes bone. It barks.

ANSWER KEY

I.

- | | | |
|-------|-------|-------|
| 1. B | 11. C | 21. B |
| 2. C | 12. B | 22. C |
| 3. D | 13. B | 23. B |
| 4. A | 14. D | 24. A |
| 5. B | 15. C | 25. D |
| 6. B | 16. A | 26. C |
| 7. B | 17. A | 27. B |
| 8. D | 18. A | 28. C |
| 9. C | 19. C | 29. B |
| 10. B | 20. D | 30. C |

II.

1. Two brothers and one sister
2. Laura's oldest brother
3. No, he is not
4. Lucy
5. Ihsaniyah Primary School

III.

DOWN

1. Cat
2. Whale
4. Snake
6. Bee
7. Penguin
9. Monkey

ACROSS

1. Cow
3. Horse
5. Elephant
8. Dog

ULANGAN AKHIR SEMESTER

Pelajaran : Bahasa Indonesia

Nama :

Kelas : M.4 & M.5

I. Pilihlah pilihan yang paling tepat!

1. Kata tanya “*what*” dalam bahasa Indonesia adalah
 - a. Apa
 - b. Kapan
 - c. Dimana / Kemana
 - d. Mengapa

2. Kata tanya “*when*” dalam bahasa Indonesia adalah
 - a. Apa
 - b. Kapan
 - c. Dimana / Kemana
 - d. Mengapa

3. Kata tanya “*where*” dalam bahasa Indonesia adalah
 - a. Dimana / Kemana
 - b. Mengapa
 - c. Siapa
 - d. Bagaimana

4. Kata tanya “*who*” dalam bahasa Indonesia adalah
 - a. Dimana / Kemana
 - b. Mengapa
 - c. Siapa
 - d. Bagaimana

5. Kata tanya “*why*” dalam bahasa Indonesia adalah
 - a. Siapa
 - b. Dimana / Kemana
 - c. Mengapa
 - d. Bagaimana

6. Kata tanya “*how*” dalam bahasa Indonesia adalah
 - a. Siapa
 - b. Dimana / Kemana
 - c. Mengapa
 - d. Bagaimana

7. "Hasan tidak masuk sekolah karena sakit."
Kalimat tanya yang tepat untuk pernyataan di atas adalah
- Bagaimana Hasan tidak masuk sekolah?
 - Apakah Hasan tidak masuk sekolah?
 - Kapan Hasan ke sekolah?
 - Mengapa Hasan tidak masuk sekolah?
8. "Nasiyah akan pergi ke rumah neneknya."
Kalimat tanya yang tepat untuk pernyataan di atas adalah
- Siapa nenek Nasiyah?
 - Dimana rumah nenek Nasiyah?
 - Kemana Nasiyah akan pergi?
 - Kapan Nasiyah akan pergi?
9. "Sainie membolos pada saat pelajaran bahasa Indonesia."
Kalimat di atas mengandung unsur kata tanya
- Siapa dan kapan
 - Siapa dan dimana
 - Kapan dan dimana
 - Apa dan kapan
10. Bai :?
Mai : Saya sedang mengerjakan soal bahasa Indonesia.
- Mengapa kamu mengerjakan soal bahasa Indonesia?
 - Apa yang sedang kamu lakukan?
 - Apakah kamu mengerjakan soal bahasa Indonesia?
 - Siapa yang sedang kamu kerjakan?
11. Malikee : kamu akan pergi akhir minggu ini?
Fahas : Saya akan pergi ke kampung halaman saya.
- Dimana
 - Kemana
 - Kapan
 - Bagaimana
12. Siswa Mattayom bahasa Indonesia setiap hari Senin dan Selasa.
- Membuat
 - Belajar
 - Bermain
 - Mengajar
13. Sarawut makanan ringan di 7-Eleven.
- Membuat
 - Memberi

- c. Mengerjakan
- d. Membeli

14. Colbie surat cinta untuk X.

- a. Menulis
- b. Membaca
- c. Menggambar
- d. Mengerjakan

15. Mr. Ridwan adalah seorang guru. Dia di sekolah Prateeptham.

- a. Belajar
- b. Mengajar
- c. Mengerjakan
- d. Membaca

16. Mr. Kairoon adalah seorang dokter. Dia bekerja di

- a. Sekolah
- b. Kebun binatang
- c. Rumah sakit
- d. Perusahaan

17. Damiree sedang membaca buku di

- a. Toilet
- b. Kantin
- c. Perpustakaan
- d. Warung

18. Somsak berada di Hatyai pada hari Senin minggu depan.

- a. Sedang
- b. Sudah
- c. Akan
- d. Dari

19. Daiana sedang duduk dalam kelas.

- a. Di
- b. Ke
- c. Dari
- d. Pada

20. Rachit akan pergi luar kota.

- a. Di
- b. Ke
- c. Dari
- d. Pada

21. Anwat : Apa yang kamu beli di sini?
Beelan : Novel *Harry Potter*.
Dimana percakapan itu berlangsung?
- Sekolah
 - Toko buku
 - Toko sepatu
 - Warung makan
22. Minda pergi ke Dream World tahun lalu.
- Sedang
 - Sudah
 - Akan
 - Dari
23. Bilkis menggambar pemandangan di tepi sungai.
- Sedang
 - Sudah
 - Akan
 - Dari
24. Basil mengajak Faruk untuk makan bersama sore nanti.
- Sedang
 - Sudah
 - Akan
 - Dari
25. "Hadee sudah menyelesaikan semua pekerjaan rumah yang ia miliki."
Kalimat di atas menunjukkan kondisi yang
- Belum terjadi
 - Akan datang
 - Sedang berlangsung
 - Sudah terjadi
26. "Waris akan menemani saya ke pesta Badin malam ini."
Kalimat di atas menunjukkan kondisi yang
- Akan terjadi
 - Sedang berlangsung
 - Sudah terjadi
 - Tidak akan terjadi
27. 1) Pergi ke sekolah
2) Bersiap
3) Bangun tidur

4) Mandi

Urutan yang tepat adalah

- a. 3 – 2 – 1 – 4
- b. 3 – 4 – 2 – 1
- c. 3 – 2 – 4 – 1
- d. 3 – 4 – 1 – 2

28. 1) Ayah membeli hadiah untuknya.
2) Adik akan berulang tahun besok.
3) Adik senang dengan hadiah dari kami.
4) Saya dan ibu menghias hadiah tersebut.

Urutan yang tepat untuk kalimat di atas adalah

- a. 1 – 3 – 4 – 2
- b. 2 – 1 – 4 – 3
- c. 2 – 1 – 3 – 4
- d. 4 – 3 – 2 – 1

Percakapan untuk soal nomor 29 dan 30.

Nuristar : Dengan siapa kamu mengerjakan tugas kelompok Kimia?

Hayatee : Belum tahu. Maukah kamu satu kelompok denganku?

Nuristar : Tentu saja. Kapan kita akan mengerjakannya?

Hayatee : Bagaimana kalau akhir pekan ini?

Nuristar : OK.

29. Percakapan di atas membahas tentang

- a. Kerja kelompok
- b. Bermain
- c. Belanja
- d. Jalan-jalan

30. Apa yang akan dilakukan Nuristar dan Hayatee akhir pekan ini?

- a. Pergi bermain
- b. Mengerjakan tugas
- c. Pergi ke sekolah
- d. Berbelanja

II. Jawablah pertanyaan berikut!

Perhatikan percakapan di bawah ini untuk menjawab soal nomor 1 – 4!

Nampheung : Apa yang sedang kamu lakukan, Tasnim?

Tasnim : Saya sedang membereskan barang belanjaan saya.

Nampheung : Apa yang kamu beli?
Tasnim : Perlengkapan sekolah untuk adik saya.
Minggu depan dia akan mulai sekolah di SD 1.
Nampheung : Oh... Mari saya bantu.
Tasnim : Terima kasih, Nampheung.

1. Apa yang Tasnim beli?
2. Untuk siapa Tasnim membeli barang tersebut?
3. Kapan dan dimana adik Tasnim akan mulai sekolah?
4. Apa yang akan dilakukan Nampheung?
5. Buatlah kalimat yang mengandung unsur:
 - saat ini / sedang berlangsung (*present*)
 - masa lalu / lampau (*past*)
 - masa yang akan datang (*future*)

Masing-masing 2 kalimat!

KUNCI JAWABAN

I.

- | | | |
|-------|-------|-------|
| 1. A | 11. B | 21. B |
| 2. B | 12. B | 22. B |
| 3. A | 13. D | 23. A |
| 4. C | 14. A | 24. C |
| 5. C | 15. B | 25. D |
| 6. D | 16. C | 26. A |
| 7. D | 17. C | 27. B |
| 8. C | 18. C | 28. B |
| 9. A | 19. A | 29. A |
| 10. B | 20. B | 30. B |

II.

1. Perlengkapan sekolah
2. Adik Tasnim
3. Minggu depan, di SD 1
4. Membantu Tasnim
5. *jawaban bervariasi

LESSON PLAN

School Name : Prateeptham Foundation School

Subject : English

Class : Kindergarten

Topic : Colors

Time : 2 x 50 minutes

OBJECTIVES

At the end of the class, students are able to:

- understand various colors
- identify a particular color

TEACHING LEARNING ACTIVITIES

Meeting 1

Activities	Description	Time
Pre – Activities	<ul style="list-style-type: none">• Students prepare themselves to get the lesson.• Teacher greets the students: <i>“Hello, Good morning, How are you today?”</i>• Teacher checks the students’ attendances.• Teacher tells the students what they are studying today.	10 minutes
Main Activities	<ul style="list-style-type: none">• Teacher shows a video about color.• Students pay attention to the video.• While watching the video, teacher asks the students to repeat what the colors pronounced.• Students are asked to identify what color of particular things around them are.	35 minutes
Post – Activities	<ul style="list-style-type: none">• Teacher closes the class by saying:	5 minutes

	<i>“OK, that’s all for today, See you, Bye-bye.”</i>	
--	--	--

Meeting 2

Activities	Description	Time
Pre – Activities	<ul style="list-style-type: none"> • Students prepare themselves to get the lesson. • Teacher opens the class like usual. • Teacher reviews the previous material by asking the students what color of some particular things are. 	10 minutes
Main Activities	<ul style="list-style-type: none"> • Teacher draws something on the whiteboard. • Teacher asks the students what color of the pictures should be. • Students are asked to draw and color them on their books. 	35 minutes
Post – Activities	<ul style="list-style-type: none"> • Teacher checks the students’ works. • Teacher closes the class by saying: <i>“OK, that’s all for today, See you, Bye-bye.”</i> 	5 minutes

TEACHING MATERIALS

Colors : - Red - Pink - Yellow - Brown
 - Blue - Green - Purple
 - Black - White - Orange

Krabi, November 2018

Tutor Teacher

English Teaching Practicum

Student

Mr. M. Siddik Noppaka

Aurora Sakinatulhaq

LESSON PLAN

School Name : Prateeptham Foundation School

Subject : English

Class : Kindergarten

Topic : Introducing Myself

Time : 3 x 50 minutes

OBJECTIVES

At the end of the class, students are able to:

- understand how to do an introduction in English
- introduce themselves

TEACHING LEARNING ACTIVITIES

Meeting 1

Activities	Description	Time
Pre – Activities	<ul style="list-style-type: none">• Students prepare themselves to get the lesson.• Teacher greets the students: <i>“Hello, Good morning, How are you today?”</i>• Teacher checks the students’ attendances.• Teacher tells the students what they are studying today.	10 minutes
Main Activities	<ul style="list-style-type: none">• Teacher shows a video about introduction.• Students pay attention to the video.• Teacher gives the materials: <i>“What is your name?”</i> <i>“My name is ...”</i>• Teacher gives an example by introducing herself.• Students practice it one by one by imitating	35 minutes

	what the teacher did.	
Post – Activities	<ul style="list-style-type: none"> Teacher closes the class by saying: “OK, that’s all for today, See you, Bye-bye.” 	5 minutes

Meeting 2

Activities	Description	Time
Pre – Activities	<ul style="list-style-type: none"> Students prepare themselves to get the lesson. Teacher opens the class as usual. Teacher reviews the previous material. Teacher tells the students what they are studying today. 	10 minutes
Main Activities	<ul style="list-style-type: none"> Teacher shows a video about introduction. Students pay attention to the video. Teacher gives the materials: “How old are you?” “I am ... years old” Teacher gives an example. Students practice it one by one. 	35 minutes
Post – Activities	<ul style="list-style-type: none"> Teacher closes the class by saying: “OK, that’s all for today, See you, Bye-bye.” 	5 minutes

Meeting 3

Activities	Description	Time
Pre – Activities	<ul style="list-style-type: none"> Students prepare themselves to get the lesson. Teacher opens the class as usual. Teacher reviews the previous material. Teacher tells the students what they are studying today. 	10 minutes

Main Activities	<ul style="list-style-type: none"> • Teacher shows a video about introduction. • Students pay attention to the video. • Teacher asks students to do an introduction in front of the class. 	35 minutes
Post – Activities	<ul style="list-style-type: none"> • Teacher concludes the material. • Teacher closes the class by saying: “OK, that’s all for today, See you, Bye-bye.” 	5 minutes

TEACHING MATERIALS

Greetings

- *Hello/Hi*
- *Good morning*

What is your name?

My name is ...

How old are you?

I am ... years old

Krabi, November 2018

Director of Prateeptham
Foundation School

English Teaching Practicum
Student

Mr. Wittaya Roengsamut

Aurora Sakinatulhaq

LESSON PLAN

School Name : Prateeptham Foundation School

Subject : English

Class : Kindergarten

Topic : Number 1-10

Time : 2 x 50 minutes

OBJECTIVES

At the end of the class, students are able to:

- identify number 1-10
- count number 1-10
- write number 1-10

TEACHING LEARNING ACTIVITIES

Meeting 1

Activities	Description	Time
Pre – Activities	<ul style="list-style-type: none">• Students prepare themselves to get the lesson.• Teacher greets the students: <i>“Hello, Good morning, How are you today?”</i>• Teacher checks the students’ attendances.• Teacher tells the students what they are studying today.	10 minutes
Main Activities	<ul style="list-style-type: none">• Teacher gives a number song.• Students and teacher sing the song together.• Teacher mentions number 1-10.• Teacher asks the students to count 1-10.	35 minutes
Post – Activities	<ul style="list-style-type: none">• Teacher closes the class by saying: <i>“OK, that’s all for today, See you, Bye-bye.”</i>	5 minutes

Meeting 2

Activities	Description	Time
Pre – Activities	<ul style="list-style-type: none">• Students prepare themselves to get the lesson.• Teacher opens the class like usual.• Teacher reviews the previous material by giving the same number song.	10 minutes
Main Activities	<ul style="list-style-type: none">• Teacher writes number 1-10 on the whiteboard.• Teacher asks the students to imitate how the numbers pronounced.• Students are asked to write them on their books.	35 minutes
Post – Activities	<ul style="list-style-type: none">• Students collect their books.• Teacher checks the students' works.• Teacher closes the class by saying: <i>“OK, that’s all for today, See you, Bye-bye.”</i>	5 minutes

TEACHING MATERIALS

Numbers:

1 = One 3 = Three 5 = Five 7 = Seven 9 = Nine
2 = Two 4 = Four 6 = Six 8 = Eight 10 = Ten

Tutor Teacher

Mr. M. Siddik Noppaka

Krabi, November 2018
English Teaching Practicum
Student

Aurora Sakinatulhaq

LESSON PLAN

School Name : Prateeptham Foundation School

Subject : English

Class : Kindergarten

Topic : Writing Name

Time : 1 x 50 minutes

OBJECTIVES

At the end of the class, students are able to write their names in Latin alphabet.

TEACHING LEARNING ACTIVITIES

Activities	Description	Time
Pre – Activities	<ul style="list-style-type: none">• Students prepare themselves to get the lesson.• Teacher greets the students: <i>“Hello, Good morning, How are you today?”</i>• Teacher checks the students’ attendances.• Teacher tells the students what they are studying today.	10 minutes
Main Activities	<ul style="list-style-type: none">• Teacher gives each student a paper where their name in Latin alphabet is written.• Students are asked to write their name by copying it.	35 minutes
Post – Activities	<ul style="list-style-type: none">• Teacher checks the students’ works.• Teacher closes the class by saying: <i>“OK, that’s all for today, See you, Bye-bye.”</i>	5 minutes

TEACHING MATERIALS

Students’ name in Latin alphabet

Krabi, November 2018

Tutor Teacher

English Teaching Practicum
Student

Mr. M. Siddik Noppaka

Aurora Sakinatulhaq

LESSON PLAN

School Name : Prateeptham Foundation School

Subject : English

Class : Kindergarten

Topic : Parts of Body

Time : 2 x 50 minutes

OBJECTIVES

At the end of the class, students are able to understand parts of body.

TEACHING LEARNING ACTIVITIES

Meeting 1

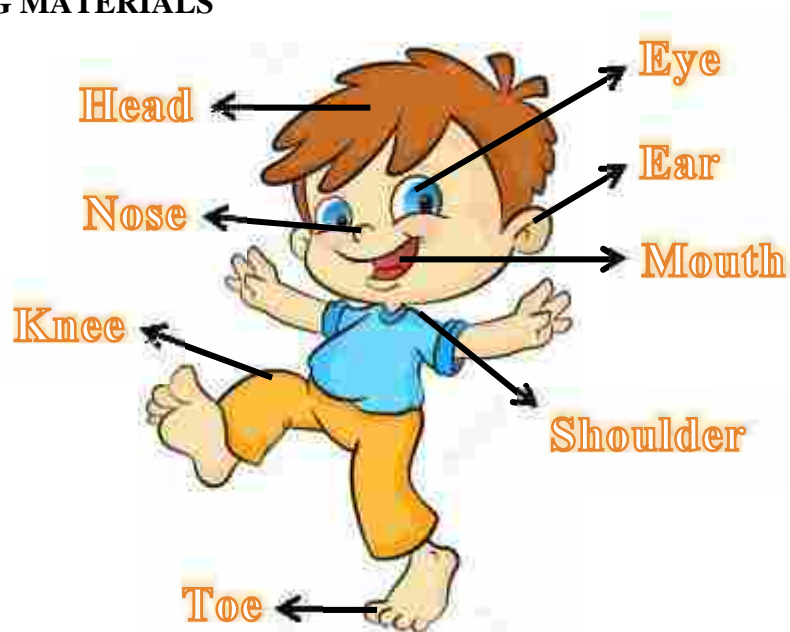
Activities	Description	Time
Pre – Activities	<ul style="list-style-type: none">• Students prepare themselves to get the lesson.• Teacher greets the students: <i>“Hello, Good morning, How are you today?”</i>• Teacher checks the students’ attendances.• Teacher tells the students what they are studying today.	10 minutes
Main Activities	<ul style="list-style-type: none">• Teacher plays a video, <i>“Head, Shoulder, Knees, and Toes”</i> song.• Students pay attention to the video.• Teacher and students copy what the video showed.• Teacher says every part of body according to the video.• Students imitate what the teacher said.• Teacher asks students one by one to copy the video.	35 minutes

Post – Activities	<ul style="list-style-type: none"> • Teacher and students sing “<i>Head, Shoulder, Knees, and Toes</i>” song together. • Teacher closes the class by saying: “<i>OK, that’s all for today, See you, Bye-bye.</i>” 	5 minutes
-------------------	---	-----------

Meeting 2

Activities	Description	Time
Pre – Activities	<ul style="list-style-type: none"> • Students prepare themselves to get the lesson. • Teacher opens the class like usual. • Teacher reviews the previous material by singing “<i>Head, Shoulder, Knees, and Toes</i>” song. 	10 minutes
Main Activities	<ul style="list-style-type: none"> • Teacher draws and writes parts of body on the whiteboard. • Students are asked to write it on their book. 	35 minutes
Post – Activities	<ul style="list-style-type: none"> • Teacher checks the students’ works. • Teacher closes the class by saying: “<i>OK, that’s all for today, See you, Bye-bye.</i>” 	5 minutes

TEACHING MATERIALS



Krabi, December 2018

Tutor Teacher

English Teaching Practicum
Student

Mr. M. Siddik Noppaka

Aurora Sakinatulhaq

LESSON PLAN

School Name : Prateeptham Foundation School

Subject : English

Class : Kindergarten

Topic : Animals

Time : 6 x 50 minutes

OBJECTIVES

At the end of the class, students are able to:

- understand several animals
- make origami

TEACHING LEARNING ACTIVITIES

Meeting 1

Activities	Description	Time
Pre – Activities	<ul style="list-style-type: none">• Students prepare themselves to get the lesson.• Teacher greets the students: <i>“Hello, Good morning, How are you today?”</i>• Teacher checks the students’ attendances.• Teacher tells the students what they are studying today.	10 minutes
Main Activities	<ul style="list-style-type: none">• Teacher shows several animal puppets.• Teacher checks the students’ knowledge by asking some of the names of the animals.• Teacher tells the students each name of the animals.• Students imitate what the teacher said.• Teacher asks the students one by one.	35 minutes

Post – Activities	<ul style="list-style-type: none"> Teacher closes the class by saying: “OK, that’s all for today, See you, Bye-bye.” 	5 minutes
-------------------	---	-----------

Meeting 2

Activities	Description	Time
Pre – Activities	<ul style="list-style-type: none"> Students prepare themselves to get the lesson. Teacher opens the class like usual. Teacher reviews the previous material. 	10 minutes
Main Activities	<ul style="list-style-type: none"> Teacher draws and writes several animals on the whiteboard. Teacher reads aloud what is written on the whiteboard. Students imitate what the teacher said. Students are asked to draw and write it on their book. 	35 minutes
Post – Activities	<ul style="list-style-type: none"> Teacher checks the students’ works. Teacher closes the class by saying: “OK, that’s all for today, See you, Bye-bye.” 	5 minutes

Meeting 3

Activities	Description	Time
Pre – Activities	<ul style="list-style-type: none"> Students prepare themselves to get the lesson. Teacher opens the class like usual. Teacher reviews the previous material. 	10 minutes
Main Activities	<ul style="list-style-type: none"> Teacher gives each student a worksheet about animal crossword. Teacher draws the crossword on the whiteboard. Teacher and students do the crossword 	35 minutes

	together.	
Post – Activities	<ul style="list-style-type: none"> • Teacher checks the students’ works. • Teacher closes the class by saying: “OK, that’s all for today, See you, Bye-bye.” 	5 minutes

Meeting 4

Activities	Description	Time
Pre – Activities	<ul style="list-style-type: none"> • Students prepare themselves to get the lesson. • Teacher opens the class like usual. • Teacher reviews the previous material. 	10 minutes
Main Activities	<ul style="list-style-type: none"> • Teacher shows an example of a cat face origami. • Teacher gives each student a square paper. • Teacher explains how to make it step by step. • Students follow what the teacher did. • Students beautify their work. 	35 minutes
Post – Activities	<ul style="list-style-type: none"> • Teacher checks the students’ works. • Teacher closes the class by saying: “OK, that’s all for today, See you, Bye-bye.” 	5 minutes

Meeting 5

Activities	Description	Time
Pre – Activities	<ul style="list-style-type: none"> • Students prepare themselves to get the lesson. • Teacher opens the class like usual. • Teacher reviews the previous material. 	10 minutes
Main Activities	<ul style="list-style-type: none"> • Teacher shows an example of a dog face origami. • Teacher gives each student a square paper. 	35 minutes

	<ul style="list-style-type: none"> • Teacher explains how to make it step by step. • Students follow what the teacher did. • Students beautify their work. 	
Post – Activities	<ul style="list-style-type: none"> • Teacher checks the students’ works. • Teacher closes the class by saying: <i>“OK, that’s all for today, See you, Bye-bye.”</i> 	5 minutes

Meeting 6

Activities	Description	Time
Pre – Activities	<ul style="list-style-type: none"> • Students prepare themselves to get the lesson. • Teacher opens the class like usual. • Teacher reviews the previous material. 	10 minutes
Main Activities	<ul style="list-style-type: none"> • Teacher shows an example of a rabbit face origami. • Teacher gives each student a square paper. • Teacher explains how to make it step by step. • Students follow what the teacher did. • Students beautify their work. 	35 minutes
Post – Activities	<ul style="list-style-type: none"> • Teacher checks the students’ works. • Teacher closes the class by saying: <i>“OK, that’s all for today, See you, Bye-bye.”</i> 	5 minutes

TEACHING MATERIALS

Animals:


- | | | |
|------------|-------------|------------|
| - Elephant | - Monkey | - Kangaroo |
| - Lion | - Crocodile | - Zebra |
| - Tiger | - Bear | - Snake |
| - Giraffe | - Panda | - Frog |

- Cat

- Dog

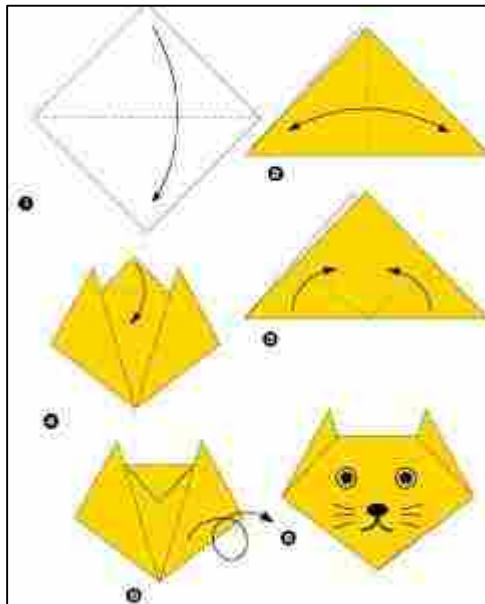
- Rabbit

Crossword:

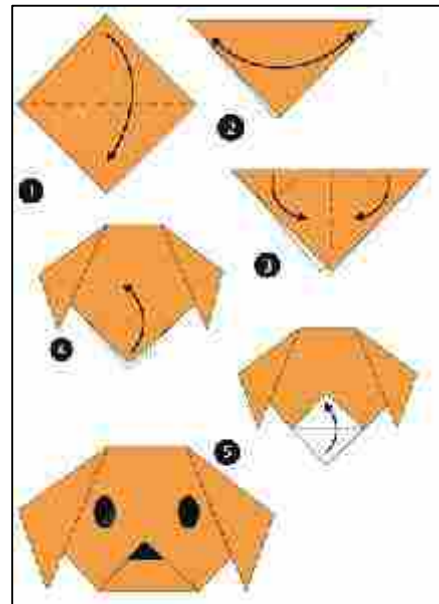


Origami:

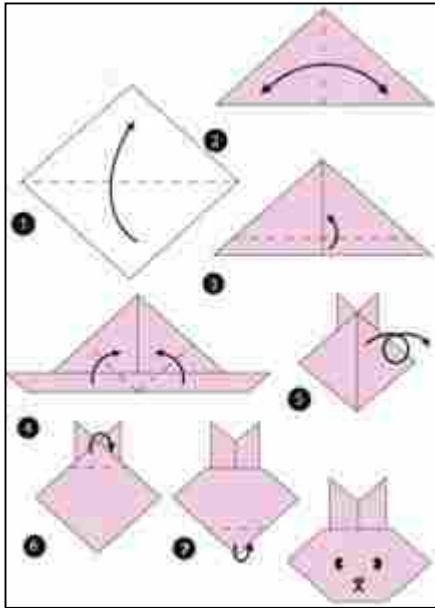
- Cat (Face)



- Dog (Face)



- Rabbit (Face)



Krabi, December 2018

Tutor Teacher

English Teaching Practicum

Student

Mr. M. Siddik Noppaka

Aurora Sakinatulhaq

LESSON PLAN

School Name : Prateeptham Foundation School

Subject : English

Class : Kindergarten

Topic : Days and Months

Time : 2 x 50 minutes

OBJECTIVES

At the end of the class, students are able to understand the names of 7 days and 12 months.

TEACHING LEARNING ACTIVITIES

Meeting 1

Activities	Description	Time
Pre – Activities	<ul style="list-style-type: none">• Students prepare themselves to get the lesson.• Teacher greets the students: <i>“Hello, Good morning, How are you today?”</i>• Teacher checks the students’ attendances.• Teacher tells the students what they are studying today.	10 minutes
Main Activities	<ul style="list-style-type: none">• Teacher plays a video about days.• Students pay attention to the video.• Teacher repeats what the video said.• Teacher writes the 7 days on the whiteboard.• Teacher reads aloud what is written on the whiteboard.• Students imitate what the teacher said.• Students are asked to write it on their book.	35 minutes

Post – Activities	<ul style="list-style-type: none"> • Teacher checks the students’ works. • Teacher closes the class by saying: “OK, that’s all for today, See you, Bye-bye.” 	5 minutes
-------------------	--	-----------

Meeting 2

Activities	Description	Time
Pre – Activities	<ul style="list-style-type: none"> • Students prepare themselves to get the lesson. • Teacher opens the class like usual. • Teacher reviews the previous material by showing the previous video about days. 	10 minutes
Main Activities	<ul style="list-style-type: none"> • Teacher plays a video about months. • Students pay attention to the video. • Teacher repeats what the video said. • Teacher writes the 7 days on the whiteboard. • Teacher reads aloud what is written on the whiteboard. • Students imitate what the teacher said. • Students are asked to write it on their book. 	35 minutes
Post – Activities	<ul style="list-style-type: none"> • Teacher checks the students’ works. • Teacher closes the class by saying: “OK, that’s all for today, See you, Bye-bye.” 	5 minutes

TEACHING MATERIALS

Days:

- Sunday
- Monday
- Tuesday
- Wednesday
- Thursday
- Friday
- Saturday

Months:

- January
- February
- March
- April
- May
- June
- July
- August
- September
- October
- November
- December

Krabi, December 2018

Tutor Teacher

English Teaching Practicum
Student

Mr. M. Siddik Noppaka

Aurora Sakinatulhaq

LESSON PLAN

School Name : Prateeptham Foundation School

Subject : English

Class : Kindergarten

Topic : Family

Time : 3 x 50 minutes

OBJECTIVES

At the end of the class, students are able to understand the members of family.

TEACHING LEARNING ACTIVITIES

Meeting 1

Activities	Description	Time
Pre – Activities	<ul style="list-style-type: none">• Students prepare themselves to get the lesson.• Teacher greets the students: <i>“Hello, Good morning, How are you today?”</i>• Teacher checks the students’ attendances.• Teacher tells the students what they are studying today.	10 minutes
Main Activities	<ul style="list-style-type: none">• Teacher shows a video; song about family.• Students pay attention to the video.• Teacher and students sing together.• Teacher writes the members of family on the whiteboard.• Students imitate the teacher how to pronounce each member of family.• Students are asked to write it on their book.	35 minutes
Post – Activities	<ul style="list-style-type: none">• Teacher checks the students’ works.	5 minutes

	<ul style="list-style-type: none"> Teacher closes the class by saying: “OK, that’s all for today, See you, Bye-bye.” 	
--	---	--

Meeting 2

Activities	Description	Time
Pre – Activities	<ul style="list-style-type: none"> Students prepare themselves to get the lesson. Teacher opens the class like usual. Teacher reviews the previous material by singing the same family song. 	10 minutes
Main Activities	<ul style="list-style-type: none"> Teacher shows flashcards about family. Teacher asks the students how they call each member of family. Teacher writes the members of family on the whiteboard. Students are asked to stick the flashcards on the whiteboard on the correct place of each family member one by one. 	35 minutes
Post – Activities	<ul style="list-style-type: none"> Teacher closes the class by saying: “OK, that’s all for today, See you, Bye-bye.” 	5 minutes

Meeting 3

Activities	Description	Time
Pre – Activities	<ul style="list-style-type: none"> Students prepare themselves to get the lesson. Teacher opens the class like usual. Teacher reviews the previous material. 	10 minutes
Main Activities	<ul style="list-style-type: none"> Teacher gives students a worksheet about family. Teacher gives the instruction how to do the assignment. 	35 minutes

	<ul style="list-style-type: none"> • Students do the assignment according to the given instruction. 	
Post – Activities	<ul style="list-style-type: none"> • Teacher checks the students’ works. • Teacher closes the class by saying: “OK, that’s all for today, See you, Bye-bye.” 	5 minutes

TEACHING MATERIALS

- Grandfather
- Grandmother
- Father
- Mother
- Brother
- Sister

Krabi, January 2019

Tutor Teacher

English Teaching Practicum
Student

Mr. M. Siddik Noppaka

Aurora Sakinatulhaq

LESSON PLAN

School Name : Prateeptham Foundation School

Subject : English

Class : Kindergarten

Topic : Action Verbs

Time : 3 x 50 minutes

OBJECTIVES

At the end of the class, students are able to understand several action verbs.

TEACHING LEARNING ACTIVITIES

Meeting 1

Activities	Description	Time
Pre – Activities	<ul style="list-style-type: none">• Students prepare themselves to get the lesson.• Teacher greets the students: <i>“Hello, Good morning, How are you today?”</i>• Teacher tells the students what they are studying today.	10 minutes
Main Activities	<ul style="list-style-type: none">• Teacher shows a video about action verbs.• Students pay attention to the video.• Teacher explains by practicing what the video showed.• Students are asked to practice it one by one.	35 minutes
Post – Activities	<ul style="list-style-type: none">• Teacher closes the class by saying: <i>“OK, that’s all for today, See you, Bye-bye.”</i>	5 minutes

Meeting 2

Activities	Description	Time
Pre – Activities	<ul style="list-style-type: none">• Students prepare themselves to get the	10 minutes

	<p>lesson.</p> <ul style="list-style-type: none"> • Teacher opens the class like usual. • Teacher reviews the previous materials by showing the same video. 	
Main Activities	<ul style="list-style-type: none"> • Teacher writes some action verbs that are mentioned in the video on the whiteboard. • Teacher asks the students one by one to write one particular action verb on the whiteboard with spelling each letter of the word. 	35 minutes
Post – Activities	<ul style="list-style-type: none"> • Teacher closes the class by saying: “OK, that’s all for today, See you, Bye-bye.” 	5 minutes

Meeting 3

Activities	Description	Time
Pre – Activities	<ul style="list-style-type: none"> • Students prepare themselves to get the lesson. • Teacher opens the class like usual. • Teacher reviews the previous materials. 	10 minutes
Main Activities	<ul style="list-style-type: none"> • Teacher shows a video; <i>If You Are Happy</i> song. • Teacher and students sing together with practicing it. • Teacher explains the lesson of the video. • Students are asked to practice the action verbs. 	35 minutes
Post – Activities	<ul style="list-style-type: none"> • Teacher closes the class by saying: “OK, that’s all for today, See you, Bye-bye.” 	5 minutes

TEACHING MATERIALS

- Walking

- Skip

- Running
- Tiptoe
- Hop
- Jumping

- Stop
- Shout
- Clap
- Stomp

Krabi, January 2019

Tutor Teacher

English Teaching Practicum
Student

Mr. M. Siddik Noppaka

Aurora Sakinatulhaq

LESSON PLAN

School Name : Prateeptham Foundation School

Subject : English

Class : Kindergarten

Topic : Shapes

Time : 3 x 50 minutes

OBJECTIVES

At the end of the class, students are able to understand 5 kinds of shapes.

TEACHING LEARNING ACTIVITIES

Meeting 1

Activities	Description	Time
Pre – Activities	<ul style="list-style-type: none">• Students prepare themselves to get the lesson.• Teacher greets the students: <i>“Hello, Good morning, How are you today?”</i>• Teacher checks the students’ attendances.• Teacher tells the students what they are studying today.	10 minutes
Main Activities	<ul style="list-style-type: none">• Teacher shows a video about shapes.• Students pay attention to the video.• Teacher draws and writes the name of 5 kinds of shapes on the whiteboard.• Teacher reads aloud what is written on the whiteboard.• Students imitate the teacher.• Students are asked to draw and write it on their book.	35 minutes
Post – Activities	<ul style="list-style-type: none">• Teacher checks the students’ works.	5 minutes

	<ul style="list-style-type: none"> Teacher closes the class by saying: “OK, that’s all for today, See you, Bye-bye.” 	
--	---	--

Meeting 2

Activities	Description	Time
Pre – Activities	<ul style="list-style-type: none"> Students prepare themselves to get the lesson. Teacher opens the class like usual. Teacher reviews the previous material by showing 5 shapes flashcards. 	10 minutes
Main Activities	<ul style="list-style-type: none"> Teacher asks the students to do an assignment (coloring 5 shapes on the paper). 	35 minutes
Post – Activities	<ul style="list-style-type: none"> Teacher collects the students’ works. Teacher closes the class by saying: “OK, that’s all for today, See you, Bye-bye.” 	5 minutes

Meeting 3

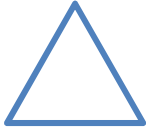
Activities	Description	Time
Pre – Activities	<ul style="list-style-type: none"> Students prepare themselves to get the lesson. Teacher opens the class like usual. Teacher distributes students’ previous works. 	10 minutes
Main Activities	<ul style="list-style-type: none"> Teacher asks the students to continue their works (cutting and arranging the shapes to become a house). 	35 minutes
Post – Activities	<ul style="list-style-type: none"> Teacher checks the students’ works. Teacher closes the class by saying: “OK, that’s all for today, See you, Bye-bye.” 	5 minutes

TEACHING MATERIALS


Square



Triangle



Circle



Oval



Star



Krabi, January 2019

Tutor Teacher

English Teaching Practicum
Student

Mr. M. Siddik Noppaka

Aurora Sakinatulhaq

LESSON PLAN

School Name : Prateeptham Foundation School

Subject : English

Class : Kindergarten

Topic : Fruits and Their Colors

Time : 5 x 50 minutes

OBJECTIVES

At the end of the class, students are able to:

- understand the names of some fruits
- identify the fruits' colors

TEACHING LEARNING ACTIVITIES

Meeting 1

Activities	Description	Time
Pre – Activities	<ul style="list-style-type: none">• Students prepare themselves to get the lesson.• Teacher greets the students: <i>“Hello, Good morning, How are you today?”</i>• Teacher tells the students what they are studying today.• Teacher shows flashcards about fruits (6 fruits).• Teacher checks whether the students have already known about the fruits or not.	10 minutes
Main Activities	<ul style="list-style-type: none">• Teacher tells the names of each fruits.• Students imitate the teacher.• Teacher picks the fruits randomly and asks what the names of the fruits are.• Teacher calls the students one by one and	35 minutes

	asks them to say the names of each fruit.	
Post – Activities	<ul style="list-style-type: none"> • Teacher concludes the lesson by asking the whole class what the names of the fruits. • Teacher closes the class by saying: “OK, that’s all for today, See you, Bye-bye.” 	5 minutes

Meeting 2

Activities	Description	Time
Pre – Activities	<ul style="list-style-type: none"> • Students prepare themselves to get the lesson. • Teacher opens the class like usual. • Teacher reviews the previous materials. 	10 minutes
Main Activities	<ul style="list-style-type: none"> • Teacher shows 6 previous fruit flashcards. • Students are asked what color of each fruit is. • Teacher asks the students to do an assignment (coloring fruits pictures according to their colors). 	35 minutes
Post – Activities	<ul style="list-style-type: none"> • Teacher checks the students’ works. • Teacher closes the class by saying: “OK, that’s all for today, See you, Bye-bye.” 	5 minutes

Meeting 3

Activities	Description	Time
Pre – Activities	<ul style="list-style-type: none"> • Students prepare themselves to get the lesson. • Teacher opens the class like usual. • Teacher reviews the previous materials. 	10 minutes
Main Activities	<ul style="list-style-type: none"> • Teacher shows 10 different fruit flashcards. • Teacher asks the students what fruit they are to check the students’ knowledge. 	35 minutes

	<ul style="list-style-type: none"> • Teacher tells each name of the fruits. • Students imitate the teacher. • Teacher sticks the fruit flashcards on the white board and writes their names. • Students are asked to do an assignment (coloring and writing the names of the fruits). 	
Post – Activities	<ul style="list-style-type: none"> • Teacher checks the students’ works. • Teacher closes the class by saying: “OK, that’s all for today, See you, Bye-bye.” 	5 minutes

Meeting 4

Activities	Description	Time
Pre – Activities	<ul style="list-style-type: none"> • Students prepare themselves to get the lesson. • Teacher opens the class like usual. • Teacher reviews the previous materials. 	10 minutes
Main Activities	<ul style="list-style-type: none"> • Teacher sticks all fruit flashcards on the whiteboard and writes their names. • Students are asked each name of the fruits. • Teacher takes off the flashcards. • Teacher calls the students one by one to stick the given particular fruit on the white board according to its name. 	35 minutes
Post – Activities	<ul style="list-style-type: none"> • Teacher closes the class by saying: “OK, that’s all for today, See you, Bye-bye.” 	5 minutes

Meeting 5

Activities	Description	Time
Pre – Activities	<ul style="list-style-type: none"> • Students prepare themselves to get the lesson. 	10 minutes

	<ul style="list-style-type: none"> • Teacher opens the class like usual. • Teacher reviews the previous materials. 	
Main Activities	<ul style="list-style-type: none"> • Teacher shows all the fruit flashcards. • Students are asked to draw the fruits they like on their books. • Teacher checks the students' work and asks what the fruits' names they draw. 	35 minutes
Post – Activities	<ul style="list-style-type: none"> • Teacher closes the class by saying: <i>“OK, that’s all for today, See you, Bye-bye.”</i> 	5 minutes

TEACHING MATERIALS

- Apple (Red)
- Mango (Orange)
- Banana (Yellow)
- Orange (Orange)
- Strawberry (Red)
- Grape (Purple)
- Cherry (Red)
- Rambutan (Red)
- Durian (Green)
- Watermelon (Green)
- Melon (Green)
- Pineapple (Yellow/Orange)
- Avocado (Green)
- Pear (Green)

Krabi, February 2019

Tutor Teacher

English Teaching Practicum

Student

Mr. M. Siddik Noppaka

Aurora Sakinatulhaq

LESSON PLAN

School Name : Prateeptham Foundation School

Subject : English

Class : Primary 1 & 2

Topic : Parts of Body

Time : 1 x 50 minutes

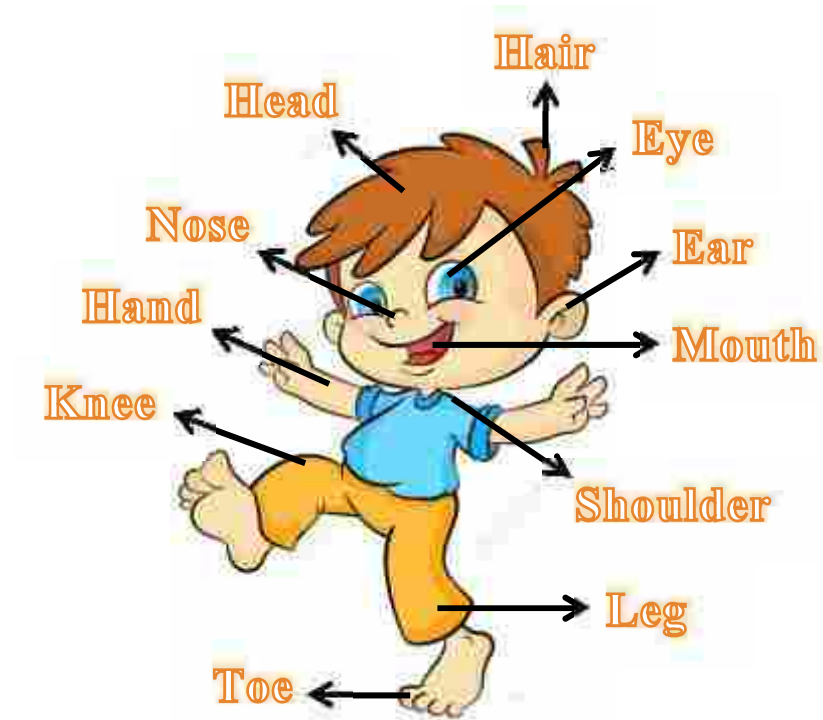
OBJECTIVES

At the end of the class, students are able to understand parts of body.

TEACHING LEARNING ACTIVITIES

Activities	Description	Time
Pre – Activities	<ul style="list-style-type: none">• Students prepare themselves to get the lesson.• Teacher greets the students: <i>“Hello, Good morning, How are you today?”</i>• Teacher checks the students’ attendances.• Teacher tells the students what they are studying today.	10 minutes
Main Activities	<ul style="list-style-type: none">• Teacher and students sing together <i>“Head, Shoulder, Knees, and Toes”</i> song.• Teacher draws and writes parts of body on the whiteboard.• Teacher reads aloud what is written on the whiteboard.• Students imitate what the teacher said.• Students are asked to write it on their book.	35 minutes
Post – Activities	<ul style="list-style-type: none">• Teacher checks the students’ works.• Teacher closes the class by saying: <i>“OK, that’s all for today, See you, Bye-bye.”</i>	5 minutes

TEACHING MATERIALS



Krabi, November 2018

Tutor Teacher

English Teaching Practicum

Student

Mr. M. Siddik Noppaka

Aurora Sakinatulhaq

LESSON PLAN

School Name : Prateeptham Foundation School

Subject : English

Class : Primary 3 – 6

Topic : Parts of Body

Time : 1 x 50 minutes

OBJECTIVES

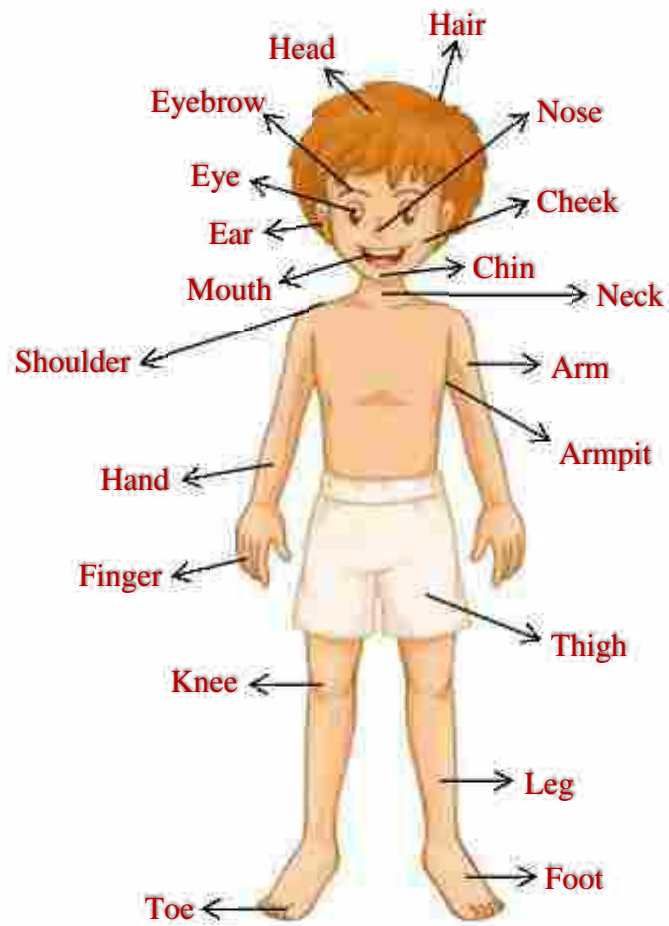
At the end of the class, students are able to understand parts of body.

TEACHING LEARNING ACTIVITIES

Activities	Description	Time
Pre – Activities	<ul style="list-style-type: none">• Students prepare themselves to get the lesson.• Teacher greets the students: <i>“Hello, Good morning, How are you today?”</i>• Teacher checks the students’ attendances.• Teacher tells the students what they are studying today.	10 minutes
Main Activities	<ul style="list-style-type: none">• Teacher asks students whether they still remember parts of body or not.• Teacher and the students sing together <i>“Head, Shoulder, Knees, and Toes”</i> song.• Teacher draws and writes parts of body on the whiteboard.• Teacher reads aloud what is written on the whiteboard.• Students imitate what the teacher said.• Teacher divides the students into 3 groups and play a game about parts of body.	35 minutes

Post – Activities	<ul style="list-style-type: none"> Teacher checks each group's result and announces which group has the highest score. Teacher closes the class by saying: "OK, that's all for today, See you, Bye-bye." 	5 minutes
-------------------	--	-----------

TEACHING MATERIALS



Krabi, November 2018

Tutor Teacher

English Teaching Practicum

Student

Mr. M. Siddik Noppaka

Aurora Sakinatulhaq

LESSON PLAN

School Name : Prateeptham Foundation School

Subject : English

Class : Primary 1 – 6

Topic : Days and Months

Time : 1 x 50 minutes

OBJECTIVES

At the end of the class, students are able to understand the names of 7 days and 12 months.

TEACHING LEARNING ACTIVITIES

Activities	Description	Time
Pre – Activities	<ul style="list-style-type: none">• Students prepare themselves to get the lesson.• Teacher greets the students: <i>“Hello, Good morning, How are you today?”</i>• Teacher checks the students’ attendances.• Teacher tells the students what they are studying today.	10 minutes
Main Activities	<ul style="list-style-type: none">• Teacher asks students whether they still remember the names of 7 days and 12 months.• Teacher writes the 7 days on the whiteboard.• Teacher shows the students how to pronounce them.• Students imitate what the teacher said.• Teacher asks the students what they are in Thai.	35 minutes

	<ul style="list-style-type: none"> • Teacher writes the 12 months on the whiteboard. • Teacher shows the students how to pronounce them. • Students imitate what the teacher said. • Teacher asks the students what they are in Thai. • Students are asked to write it on their book. 	
Post – Activities	<ul style="list-style-type: none"> • Teacher checks the students’ works. • While collecting their works, teacher asks the students to read what they wrote. • Teacher closes the class by saying: <i>“OK, that’s all for today, See you, Bye-bye.”</i> 	5 minutes

TEACHING MATERIALS

Days:

- Sunday
- Monday
- Tuesday
- Wednesday
- Thursday
- Friday
- Saturday

Months:

- January
- February
- March
- April
- May
- June
- July
- August
- September
- October
- November
- December

Krabi, December 2018

Tutor Teacher

English Teaching Practicum

Student

Mr. M. Siddik Noppaka

Aurora Sakinatulhaq

LESSON PLAN

School Name : Prateeptham Foundation School

Subject : English

Class : Primary 1 & 2

Topic : Shapes

Time : 1 x 50 minutes

OBJECTIVES

At the end of the class, students are able to understand 5 kinds of shapes.

TEACHING LEARNING ACTIVITIES

Activities	Description	Time
Pre – Activities	<ul style="list-style-type: none">• Students prepare themselves to get the lesson.• Teacher greets the students: <i>“Hello, Good morning, How are you today?”</i>• Teacher checks the students’ attendances.• Teacher tells the students what they are studying today.	10 minutes
Main Activities	<ul style="list-style-type: none">• Teacher shows 5 kinds of shapes flashcards.• Teacher tells the names of each shape.• Teacher writes 5 kinds of shapes on the whiteboard.• Students imitate the teacher how to pronounce each shape.• Teacher asks students to do an assignment.	35 minutes
Post – Activities	<ul style="list-style-type: none">• Teacher checks the students’ assignments.• Teacher closes the class by saying: <i>“OK, that’s all for today, See you, Bye-bye.”</i>	5 minutes

TEACHING MATERIALS


Square



Triangle



Circle



Oval



Star



Krabi, January 2019

Tutor Teacher

English Teaching Practicum
Student

Mr. M. Siddik Noppaka

Aurora Sakinatulhaq

LESSON PLAN

School Name : Prateeptham Foundation School

Subject : English

Class : Primary 1 & 2

Topic : Fruits and Their Colors

Time : 1 x 50 minutes

OBJECTIVES

At the end of the class, students are able to:

- understand the names of some fruits
- identify the fruits' colors

TEACHING LEARNING ACTIVITIES

Activities	Description	Time
Pre – Activities	<ul style="list-style-type: none">• Students prepare themselves to get the lesson.• Teacher greets the students: <i>“Hello, Good morning, How are you today?”</i>• Teacher tells the students what they are studying today.	10 minutes
Main Activities	<ul style="list-style-type: none">• Teacher shows flashcards about fruits.• Teacher picks some fruits and asks what the names of the fruits are to check the students' knowledge about fruit.• Teacher tells the names of each fruit.• Students imitate the teacher.• Teacher asks the students what the color of each fruit is.• Students are asked to do an assignment.	35 minutes

Post – Activities	<ul style="list-style-type: none"> • Teacher checks the students’ assignments. • Teacher closes the class by saying: <i>“OK, that’s all for today, See you, Bye-bye.”</i> 	5 minutes
-------------------	--	-----------

TEACHING MATERIALS

- | | |
|--------------------|-----------------------------|
| - Apple (Red) | - Rambutan (Red) |
| - Mango (Orange) | - Durian (Green) |
| - Banana (Yellow) | - Watermelon (Green) |
| - Orange (Orange) | - Melon (Green) |
| - Strawberry (Red) | - Pineapple (Yellow/Orange) |
| - Grape (Purple) | - Avocado (Green) |
| - Cherry (Red) | - Pear (Green) |

Krabi, February 2019

Tutor Teacher

English Teaching Practicum

Student

Mr. M. Siddik Noppaka

Aurora Sakinatulhaq



Certificate of Participant
This certificate is awarded to

MISS AURORA SAKINATELHAQ

For Participating in
**HAD CONDUCTED FIELD WORK STUDY AND COMMUNITY SERVICE
PROGRAM**

IN PROVINCE, KRABI SOLO THEERU THAHLAND
AS AN ENGLISH AND BAHASA INDONESIA TEACHER

Conducted by

Foundation of Prateepham for Education and Prateepham Foundation School
On NOV 8th 2018 To MARCH 25th 2019


(SGT. Witayak Ronggsamut)

President of Prateepham Foundation School


(Mr. Dantone Ronggsamut)

President of Foundation of Prateepham for Education



**ชมรมโรงเรียนเอกชนเขตพิเศษสงขลา
PRIVATE SCHOOL AT SPECIAL ZONE
ASSOCIATION OF SONGKHLA THAILAND**

CERTIFICATE

NO. 0030/2019/PAS/SK, TH.

OF APPRECIATION
PROUDLY PRESENTED TO

AURORA SAKINATULHAQ
UNIVERSITAS PANCASAKTI TEGAL

FOR COMPLETING HER
"INTERNATIONAL INTERNSHIP PROGRAM"
ORGANIZED BY PRIVATE SCHOOL AT
SPECIAL ZONE ASSOCIATION OF

SONGKHLA THAILAND
6TH NOVEMBER 2018 - 27TH MARCH 2019

SONGKHLA, 26TH MARCH 2019



DUNYARAT BOOYOOSOH
PRESIDENT



CERTIFICATE Of Appreciation

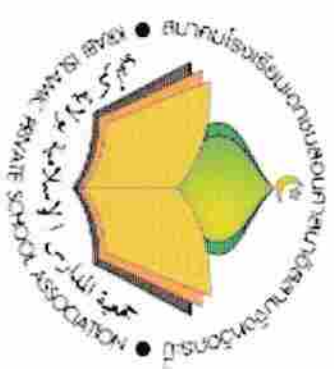
THIS CERTIFICATE IS AWARDED TO

Aurora Sakinatulhaq

Has completed International Internship Program

at Krabi, Thailand

5th November 2018 - 27th March 2019



Krabi Islamic School Association