



LAPORAN
ORIENTASI PROFESI KEGURUAN 3
MAHAD ISLAM SCHOOL THAILAND

Laporan ini ditulis untuk memenuhi sebagian tugas
Orientasi Profesi Keguruan 3
Disusun oleh :

Dian Ayu Larasati
NPM 1615500012

PROGRAM STUDI PENDIDIKAN BAHASA INGGRIS
FAKULTAS KEGURUAN DAN ILMU PENDIDIKAN
UNIVERSITAS PANCASAKTI TEGAL
T.A. 2018 – 2019



LAPORAN
ORIENTASI PROFESI KEGURUAN 3
MAHAD ISLAM SCHOOL THAILAND

Laporan ini ditulis untuk memenuhi sebagian tugas

Orientasi Profesi Keguruan 3

Disusun oleh :

Dian Ayu Larasati

NPM 1615500012

PROGRAM STUDI PENDIDIKAN BAHASA INGGRIS
FAKULTAS KEGURUAN DAN ILMU PENDIDIKAN
UNIVERSITAS PANCASAKTI TEGAL

T.A. 2018 – 2019

INTERNATIONAL INTERDISCIPLINARY

REPORT

Arranged by


Name : Dian Ayu Larasati
Student's Number : 1615500012
Training School : Mahad Islam School
Thasala, Nakhon Si Thammarat, Thailand
Subject : English

Thasala, March 22, 2019

Approved by

Tutor Teacher

Arranger




Mr. Wanchaloem Sahman

Dian Ayu Larasati
NIM. 1615500012


Certified by

School Director

Field Lecturer




Mrs. Hakimah Buci



Dr. Yoga Prihatin, M.Pd
NIDN. 603067403

Dean of Teaching Training and Education Faculty
UPS Tegal



Dr. Purwo Susongko, M.Pd
NIDN. 0017047401



YAYASAN PENDIDIKAN PANCASAKTI TEGAL
UNIVERSITAS PANCASAKTI TEGAL

JL. Halmahera Km. 1 - Tegal 52122

Sekretariat : Telp./Fax. (0283) 351082 / Rektor : Telp./Fax. (0283) 351267

e-mail : upategal@gmail.com website : www.upstegal.ac.id

LETTER OF ASSIGNMENT

No : 03/LN/UPT-KUI/UPS/XI/2018

Undersign, Rector of Universitas Pancasakti Tegal, it is hereby assign to:

Name : Dian Ayu Larasati
NIM : 1615500012
Passport No. : C1187512
Study Program/Department : English Education

To join international teaching practicum program at Mahad Islam school for five months started on November 5, 2018 to April 5, 2019 in Thailand. As soon as the program is over, the student which is mention above must make a report of the program.

Such a letter is given the task to be carried out with full responsibility.



Tegal, November 2, 2018

Rector of Universitas Pancasakti Tegal

[Signature]
Dr. Burhan Eko Purwanto, M.Hum

NIDN. 010065801

Thailand, 26 March 2019



KATA PENGANTAR

Puji syukur kehadirat Allah swt atas segala limpahan rahmatnya sehingga penulis dapat menyelesaikan kegiatan OPK 3 di MAHAD ISLAM SCHOOL THAILAND, dan dapat menyelesaikan laporan ini sebagai salah satu tugas pelaksanaan OPK 3. Sholawat kita curahkan kepada Nabi Muhammad SAW semoga kita mendapatkan safaatnya kelak. Aamiin.

Kelancaran dan keberhasilan pelaksanaan OPK 3 dan menyusun laporan ini tidak lepas dari dukungan, bimbingan, dan bantuan dari berbagai pihak. Oleh karena itu, penulis mengucapkan terima kasih kepada :

1. Bapak Dr. Burhan Eko Purwanto, M. Hum., selaku Rektor Universitas Pancasakti Kota Tegal.
2. Bapak Dr. Purwo Susongko, M. Pd., selaku Dekan Fakultas Keguruan dan Ilmu Pendidikan Universitas Pancasakti Tegal.
3. Mr. Dunyarat Booyoosoh, selaku Ketua “Private School at Special Zone Association of Songkhla Thailand”.
4. Mr. Amran Jehsoh, selaku Sekertaris “Private School at Special Zone Association of Songkhla Thailand”.
5. Bapak Sumartono, M. Pd., selaku Ka prodi Pendidikan Bahasa Inggris
6. Mrs. Hakimah Buci, selaku kepala sekolah atau Director Mahad Islam School Thailand yang telah memberi kesempatan dan fasilitas untuk mengadakan praktik mengajar.
7. Ibu Dr. Dien Noviany Rahmatika, S.E., MM., Akt. CA., selaku kepala Kantor Urusan Internasional terdahulu yang telah memberangkatkan mahasiswa Universitas Pancasakti Tegal untuk mengikuti program PPL ke Thailand Selatan.
8. Ibu Dr. Yoga Prihatin, M.Pd., selaku dosen pembimbing lapangan yang telah ikut serta sebagai penguji OPK 3 di Mahad Islam School Thailand dan kepala Kantor Urusan Internasional yang baru.

9. Mr. Saree Tohmid, selaku pemilik Mahad Islam School yang telah member kesempatan dan fasilitas untuk mengadakan praktik mengajar.
10. Ms. Nurlailee Malik, selaku guru pamong yang telah membimbing penulis selama praktik mengajar di Mahad Islam School Thailand.
11. Mr. Wanchaloem Sahman, selaku guru pendamping yang telah membantu dan memenuhi kebutuhan selama program ini berlangsung.
12. Bapak dan Ibu guru, karyawan dan siswa/siswi Mahad Islam School yang telah membantu kami selama OPK 3 berlangsung.
13. Faatin Yusri Naaima, selaku rekan yang telah bekerja sama dengan baik selama OPK 3.
14. Semua pihak yang telah membantu hingga terlaksananya laporan praktik pengalaman lapangan.

Semoga laporan ini bermanfaat bagi para pembaca. Akan tetapi, penulis menyadari sepenuhnya bahwa penulisan laporan ini masih jauh dari sempurna dan masih banyak kekurangan. Oleh karena itu, penulis sangat membutuhkan kritik dan saran yang membangun.

Tegal, 5 April 2019

Penulis,

Dian Ayu Larasati

NPM. 1615500012

DAFTAR ISI

Halaman Judul.....	
Halaman Pengesahan	
KATA PENGANTAR	iii
DAFTAR ISI.....	v
DAFTAR TABEL.....	vi
DAFTAR LAMPIRAN.....	vii
BAB 1 PENDAHULUAN	1
A. Sejarah Singkat Berdirinya Sekolah	1
B. Struktur Organisasi Sekolah.....	3
C. Materi/Bahan Mata Pelajaran.....	5
D. Metode Pembelajaran.....	6
BAB II KEGIATAN BELAJAR MENGAJAR.....	8
A. Perencanaan Pembelajaran.....	8
B. Pelaksanaan Pembelajaran	11
C. Teknik Evaluasi.....	13
D. Analisis Dan Tindak Lanjut	14
BAB III PENUTUP.....	16
A. Kesimpulan	16
B. Saran.....	17
LAMPIRAN.....	

DAFTAR TABEL

Tabel 1.1. Struktur Organisasi Sekolah

Tabel 1.2. Jadwal Pelajaran Kelas

DAFTAR LAMPIRAN

Lampiran 1 Jurnal Kegiatan OPK 3

Lampiran 2 Dokumentasi

Lampiran 3 RPP

BAB 1

PENDAHULUAN

A. Sejarah Singkat Berdirinya Sekolah

Sekolah Mahad Islam Imaneeayah Foundation termasuk dalam Office of Private Education Commission (OPEC) , di bawah kantor area layanan Pendidikan Dasar Nakhon Si Thammarat ke-4, di Kementerian Pendidikan, Thailand. Terletak di desa 199/1, kecamatan Phothong No.4 dan distrik Thasala, Provinsi Nakhon Si Thammarat, kode pos 80160. Didirikan pada era Buddhis pada tahun 2519 oleh H. Chafi-e latea, sekolah Mahad Islam Imaneeayah sekolah memfasilitasi siswa untuk belajar mata pelajaran Islam dan umum.

Pada awalnya, hanya ada tiga bangunan di sekolah ini, yang dibangun dengan menggunakan uang H. Chafi-e latea dan sumbangan tetangganya. Hanya ada 14 siswa di kelas satu dan dua. Namun, sejak itu, jumlah siswa telah meningkat pesat. H. Chafi-e latea kemudian mendirikan "Pondok" atau "asrama Islam" dan terus mengembangkan sekolah Mahad Islam Imaneeayah. Berikut adalah seluruh sejarah perkembangan sekolah dasar Mahad Islameeyah:

Pada era Buddhis pada tahun 2543, H. Chafi-e latea merenovasi bangunan sebelumnya dan mengubahnya menjadi 2 tingkat. Dia juga merenovasi rumahnya untuk rumah peristirahatan untuk Imam. Dia menerima dana eksternal dari seorang guru bernama Ach-a-ree Tohmid yang memiliki koneksi ke Nara Relief Study Foundation. Jumlah donasi yang diterima H. Chafi-e latea sekitar 1.000.000 bath.

Pada era Buddhis pada tahun 2544, itu adalah awal dari pengajaran agama Islam sebagai kursus Islam 2540 di lahan seluas 2.816 meter persegi. Sekolah Mahad Islam Imaneeayah memiliki 135 siswa, 7 pekerja, dan 3 ruang belajar pada waktu itu. Jam sekolah dimulai pukul 8.00 pagi - 15.00 sore.

Pada era Buddhis pada tahun 2545, yayasan studi bantuan Nara memberikan sumbangan lagi kepada H. Chafi-e latea. Sekitar 160.000 baht dan digunakan untuk membeli lima komputer sebagai media pengajaran.

Pada era Buddhis pada tahun 2546, sekolah Mahad Islam Imaneeyah diperluas dari 2816 meter persegi menjadi 32.988 meter persegi karena siswa meningkat. Pada saat yang sama, sekolah juga mendapat sumbangan "Wakaf" dan membeli 4.240 meter persegi tanah untuk 574.000 baht. Sertifikat tanah, nomor 1778 berada di bawah nama Mr. Saree Tohmid. Tanah ini digunakan untuk proyek sekolah Islam. Itu juga diizinkan untuk mengajar kursus dasar tingkat 3 pada 29 Januari 2546. Sekolah ini memiliki 237 siswa mata pelajaran Islam dan mata pelajaran dasar dengan 13 guru.

Pada era Buddhis pada tahun 2548, sekolah mendapat sumbangan untuk membeli tanah "Wakaf" sekitar 384 meter persegi dengan biaya 170.000 baht. Nomor sertifikat tanah adalah 4457 dengan nama Mr. Saree Tohmid. Tanah ini juga digunakan untuk proyek sekolah Islam.

Di era Buddhis pada tahun 2549, sekolah Mahad Islam Imaneeyah membangun gedung dua tingkat dengan anggaran sekolah. Itu sekitar 2.269.045 baht. Bangunan itu bernama "Lathifhi". Bangunan tersebut digunakan untuk mengajar kursus dasar tingkat 4 bersama dengan kursus Islam di tingkat menengah dan tingkat yang lebih tinggi (Level 4) di era Buddhis pada tahun 2546.

Pada era Buddhis pada tahun 2550, sekolah Mahad Islam Imaneeyah mendapat sumbangan untuk membeli tanah "Wakaf" sekitar 5.240 meter persegi dengan harga 1.175.500 baht. Sertifikat tanah juga atas nama Mr. Saree Tohmid pada nomor 3326. Tanah ini juga digunakan untuk proyek sekolah Islam.

Pada era Buddhis pada tahun 2551, sekolah Mahad Islam Imaneeyah diizinkan untuk mengajar pelajaran dasar dasar tentang mata pelajaran Sains

dan Matematika level 4 yang memiliki 15 siswa pada generasi pertama. Pada tahun yang sama, dokumen dan peraturan sekolah diatur.

Pada era Buddhis pada tahun 2552, Sekolah Mahad Islam Imaneeyah dibuat menjadi sekolah amal dan mengubah namanya menjadi sekolah Mahad Islam Imaneeyah Foundation. Akronim sekolah adalah M.I. Simbol dan dokumen sekolah juga diubah.

Pada era Buddhis pada tahun 2553, tiga ruang belajar dibangun untuk mengakomodasi jumlah siswa yang lebih tinggi.

Pada era Buddhis pada tahun 2554, sekolah Mahad Islam Imaneeyah Foundation mendapatkan sumbangan untuk membangun pagar sekolah dan label sekolah. Pada saat yang sama, 2 lantai dari 4 ruang belajar dan 6 ruang pertemuan juga dibangun.

Pada era Buddhis pada tahun 2555, sekolah Mahad Islam Imaneeyah Foundation menerima sumbangan untuk membangun gedung kantin berukuran 14 x 32. Sekolah Mahad Islam Imaneeyah Foundation diizinkan untuk mengelola sekolah TK dengan 3 ruang belajar yang menampung 100 siswa.

Sekolah Mahad Islam Imaneeyah Foundation telah berkembang secara signifikan baik dalam kualitas maupun kuantitas sejak ide tersebut diimplementasikan oleh H. Chafi-e latea. Sekarang, sekolah Mahad Islam Imaneeyah Foundation memiliki 6 bangunan beton dengan 1493 siswa dan 83 guru.

B. Struktur Organisasi Sekolah

Suatu organisasi pasti tidak terlepas dari yang namanya struktur organisasi, baik itu pada organisasi pemerintahan, kemasyarakatan dan sekolah. Struktur organisasi memiliki peran penting dalam sebuah organisasi,

dimana dalam struktur tersebut dapat terlihat dan menjelaskan setiap tugas, peran dan fungsi dari setiap komponen penyelenggara organisasi tersebut.

Struktur organisasi sekolah merupakan suatu bentuk yang berupa urutan atau daftar yang berfungsi sebagai suatu upaya dalam menjelaskan tugas dan fungsi dari setiap komponen penyelenggara pendidikan yang bersangkutan dengan sekolah tersebut. Selain sebagai penjelasan mengenai tugas dan fungsi dari setiap komponen yang bersangkutan, pada struktur tersebut kita dapat melihat mengenai kepemimpinan seseorang siapa yang menjadi pemimpin dan siapa saja yang dipimpin.

Tabel 1.1. Struktur Organisasi Sekolah

2.1. Struktur Organisasi Sekolah di Indonesia (Berdasarkan Peraturan Menteri Pendidikan dan Kebudayaan No. 137 Tahun 2014)

No	Jabatan	Uraian Tugas	Jumlah	Waktu	Waktu Kerja
1	Direktur	Menjalankan tugas sebagai kepala sekolah	1	55	12.000
2	Ketua Komite Sekolah	Membantu Kepala Sekolah dalam melaksanakan tugas	1	15	12.000
3	Ketua Yayasan	Membantu Kepala Sekolah dalam melaksanakan tugas	1	30	12.000
4	Ketua Tim Penggerak Masyarakat	Membantu Kepala Sekolah dalam melaksanakan tugas	1	20	12.000
5	Ketua Komite Pengawas Sekolah	Membantu Kepala Sekolah dalam melaksanakan tugas	1	35	12.000
6	Ketua Tim Penggerak Orang Tua dan Masyarakat	Membantu Kepala Sekolah dalam melaksanakan tugas	1	30	12.000
7	Ketua Tim Penggerak Masyarakat	Membantu Kepala Sekolah dalam melaksanakan tugas	1	30	12.000
8	Ketua Tim Penggerak Masyarakat	Membantu Kepala Sekolah dalam melaksanakan tugas	1	35	12.000
9	Ketua Tim Penggerak Masyarakat	Membantu Kepala Sekolah dalam melaksanakan tugas	1	40	12.000
10	Ketua Tim Penggerak Masyarakat	Membantu Kepala Sekolah dalam melaksanakan tugas	1	30	12.000
11	Ketua Tim Penggerak Masyarakat	Membantu Kepala Sekolah dalam melaksanakan tugas	1	25	12.000
12	Ketua Tim Penggerak Masyarakat	Membantu Kepala Sekolah dalam melaksanakan tugas	1	30	12.000
13	Ketua Tim Penggerak Masyarakat	Membantu Kepala Sekolah dalam melaksanakan tugas	1	20	12.000
14	Ketua Tim Penggerak Masyarakat	Membantu Kepala Sekolah dalam melaksanakan tugas	1	41	12.000
15	Ketua Tim Penggerak Masyarakat	Membantu Kepala Sekolah dalam melaksanakan tugas	1	39	12.000
16	Ketua Tim Penggerak Masyarakat	Membantu Kepala Sekolah dalam melaksanakan tugas	1	40	12.000
17	Ketua Tim Penggerak Masyarakat	Membantu Kepala Sekolah dalam melaksanakan tugas	1	37	12.000
18	Ketua Tim Penggerak Masyarakat	Membantu Kepala Sekolah dalam melaksanakan tugas	1	33	12.000
19	Ketua Tim Penggerak Masyarakat	Membantu Kepala Sekolah dalam melaksanakan tugas	1	39	12.000
20	Ketua Tim Penggerak Masyarakat	Membantu Kepala Sekolah dalam melaksanakan tugas	1	39	12.000
21	Ketua Tim Penggerak Masyarakat	Membantu Kepala Sekolah dalam melaksanakan tugas	1	39	12.000
22	Ketua Tim Penggerak Masyarakat	Membantu Kepala Sekolah dalam melaksanakan tugas	1	39	12.000
23	Ketua Tim Penggerak Masyarakat	Membantu Kepala Sekolah dalam melaksanakan tugas	1	39	12.000
24	Ketua Tim Penggerak Masyarakat	Membantu Kepala Sekolah dalam melaksanakan tugas	1	39	12.000
25	Ketua Tim Penggerak Masyarakat	Membantu Kepala Sekolah dalam melaksanakan tugas	1	39	12.000
26	Ketua Tim Penggerak Masyarakat	Membantu Kepala Sekolah dalam melaksanakan tugas	1	39	12.000
27	Ketua Tim Penggerak Masyarakat	Membantu Kepala Sekolah dalam melaksanakan tugas	1	39	12.000
28	Ketua Tim Penggerak Masyarakat	Membantu Kepala Sekolah dalam melaksanakan tugas	1	39	12.000
29	Ketua Tim Penggerak Masyarakat	Membantu Kepala Sekolah dalam melaksanakan tugas	1	39	12.000
30	Ketua Tim Penggerak Masyarakat	Membantu Kepala Sekolah dalam melaksanakan tugas	1	39	12.000
31	Ketua Tim Penggerak Masyarakat	Membantu Kepala Sekolah dalam melaksanakan tugas	1	39	12.000
32	Ketua Tim Penggerak Masyarakat	Membantu Kepala Sekolah dalam melaksanakan tugas	1	39	12.000
33	Ketua Tim Penggerak Masyarakat	Membantu Kepala Sekolah dalam melaksanakan tugas	1	39	12.000
34	Ketua Tim Penggerak Masyarakat	Membantu Kepala Sekolah dalam melaksanakan tugas	1	39	12.000
35	Ketua Tim Penggerak Masyarakat	Membantu Kepala Sekolah dalam melaksanakan tugas	1	39	12.000
36	Ketua Tim Penggerak Masyarakat	Membantu Kepala Sekolah dalam melaksanakan tugas	1	39	12.000
37	Ketua Tim Penggerak Masyarakat	Membantu Kepala Sekolah dalam melaksanakan tugas	1	39	12.000
38	Ketua Tim Penggerak Masyarakat	Membantu Kepala Sekolah dalam melaksanakan tugas	1	39	12.000
39	Ketua Tim Penggerak Masyarakat	Membantu Kepala Sekolah dalam melaksanakan tugas	1	39	12.000
40	Ketua Tim Penggerak Masyarakat	Membantu Kepala Sekolah dalam melaksanakan tugas	1	39	12.000
41	Ketua Tim Penggerak Masyarakat	Membantu Kepala Sekolah dalam melaksanakan tugas	1	39	12.000
42	Ketua Tim Penggerak Masyarakat	Membantu Kepala Sekolah dalam melaksanakan tugas	1	39	12.000
43	Ketua Tim Penggerak Masyarakat	Membantu Kepala Sekolah dalam melaksanakan tugas	1	39	12.000
44	Ketua Tim Penggerak Masyarakat	Membantu Kepala Sekolah dalam melaksanakan tugas	1	39	12.000
45	Ketua Tim Penggerak Masyarakat	Membantu Kepala Sekolah dalam melaksanakan tugas	1	39	12.000
46	Ketua Tim Penggerak Masyarakat	Membantu Kepala Sekolah dalam melaksanakan tugas	1	39	12.000
47	Ketua Tim Penggerak Masyarakat	Membantu Kepala Sekolah dalam melaksanakan tugas	1	39	12.000
48	Ketua Tim Penggerak Masyarakat	Membantu Kepala Sekolah dalam melaksanakan tugas	1	39	12.000
49	Ketua Tim Penggerak Masyarakat	Membantu Kepala Sekolah dalam melaksanakan tugas	1	39	12.000
50	Ketua Tim Penggerak Masyarakat	Membantu Kepala Sekolah dalam melaksanakan tugas	1	39	12.000

ชื่อ วิชา	คำคุณศัพท์	จำนวน	คาบ	รูปแบบศึกษา
ภาควิชาศึกษาศาสตร์ ภาควิชา	ครูผู้สอน	1	26	ป.ตรี
ภาควิชาศึกษาศาสตร์ ภาควิชา	ครูผู้สอน	1	26	ป.ตรี
ภาควิชาศึกษาศาสตร์ ภาควิชา	หัวหน้าภาควิชา	1	28	ศษ.
ภาควิชาศึกษาศาสตร์ ภาควิชา	ครูผู้สอน	1	33	ป.ตรี
ภาควิชาศึกษาศาสตร์ ภาควิชา	ครูผู้สอน	1	28	ป.ตรี
ภาควิชาศึกษาศาสตร์ ภาควิชา	ครูผู้สอน	1	28	ป.ตรี
ภาควิชาศึกษาศาสตร์ ภาควิชา	หัวหน้าภาควิชา	1	28	ป.ตรี
ภาควิชาศึกษาศาสตร์ ภาควิชา	ครูผู้สอน	1	27	ป.ตรี
ภาควิชาศึกษาศาสตร์ ภาควิชา	ครูผู้สอน	1	25	ป.ตรี
ภาควิชาศึกษาศาสตร์ ภาควิชา	ครูผู้สอน	1	28	ป.ตรี
ภาควิชาศึกษาศาสตร์ ภาควิชา	ครูผู้สอน	1	26	ป.ตรี
ภาควิชาศึกษาศาสตร์ ภาควิชา	ครูผู้สอน	1	26	ป.ตรี
ภาควิชาศึกษาศาสตร์ ภาควิชา	ครูผู้สอน	1	26	ป.ตรี
ภาควิชาศึกษาศาสตร์ ภาควิชา	ครูผู้สอน	1	26	ป.ตรี
ภาควิชาศึกษาศาสตร์ ภาควิชา	ครูผู้สอน	1	26	ป.ตรี
ภาควิชาศึกษาศาสตร์ ภาควิชา	ครูผู้สอน	1	27	ป.ตรี
ภาควิชาศึกษาศาสตร์ ภาควิชา	ครูผู้สอน	1	25	ป.ตรี
ภาควิชาศึกษาศาสตร์ ภาควิชา	ครูผู้สอน	1	23	ป.ตรี
ภาควิชาศึกษาศาสตร์ ภาควิชา	ครูผู้สอน	1	23	ป.ตรี
ภาควิชาศึกษาศาสตร์ ภาควิชา	ครูผู้สอน	1	26	ป.ตรี
ภาควิชาศึกษาศาสตร์ ภาควิชา	ครูผู้สอน	1	26	ป.ตรี
ภาควิชาศึกษาศาสตร์ ภาควิชา	ครูผู้สอน	1	20	ป.ตรี
ภาควิชาศึกษาศาสตร์ ภาควิชา	ครูผู้สอน	1	26	ป.ตรี
ภาควิชาศึกษาศาสตร์ ภาควิชา	ครูผู้สอน	1	24	ป.ตรี
ภาควิชาศึกษาศาสตร์ ภาควิชา	ครูผู้สอน	1	19	ป.ตรี
ภาควิชาศึกษาศาสตร์ ภาควิชา	นักการศึกษา	1	60	ป.ตรี
ภาควิชาศึกษาศาสตร์ ภาควิชา	นักการศึกษา	1	50	ป.ตรี
ภาควิชาศึกษาศาสตร์ ภาควิชา	นักการศึกษา	1	47	ป.ตรี
ภาควิชาศึกษาศาสตร์ ภาควิชา	นักการศึกษา	1	41	ป.ตรี
ภาควิชาศึกษาศาสตร์ ภาควิชา	นักการศึกษา	1	41	ป.ตรี

C. Materi/Bahan Mata Pelajaran

Materi atau bahan pelajaran merupakan komponen-komponen yang nantinya akan disajikan atau diberikan seorang guru kepada siswa atau anak didik. Materi atau bahan mata pelajaran tersebut diambil dari kurikulum yang berlaku dalam bentuk program semester atau silabus kemudian dibuat lebih rinci lagi dalam bentuk rencana pelaksanaan pembelajaran (RPP) yang disusun secara detail dan sistematis.

Beberapa materi atau bahan pelajaran yang disajikan dalam proses belajar mengajar di Mahad Islam School, diantaranya :

- Sekolah Dasar (Elementary School)
 1. Alphabets
 2. Numbers
 3. Part of Body
 4. Shapes
 5. Greetings
 6. Dll
- Sekolah Menengah (High School)
 1. Sentence
 2. Preposition
 3. Part of Body
 4. Personal Possessions
 5. Dll.

D. Metode Pembelajaran

Dalam dunia pengajaran metode adalah cara yang digunakan untuk mengimplementasikan rencana yang sudah disusun dalam kegiatan nyata agar tujuan yang telah disusun tercapai secara optimal. Hal ini berarti metode yang digunakan untuk merealisasikan yang telah ditetapkan. Dengan demikian metode dalam rangkaian sistem pembelajaran memegang peran penting. Keberhasilan implementasi strategi pembelajaran hanya mungkin dapat di implementasikan melalui penggunaan metode pembelajaran. Dalam kegiatan belajar mengajar ini ada beberapa metode yang digunakan yaitu :

1. Metode ceramah atau informasi yaitu guru menyampaikan materi yang sudah dipersiapkan secara lengkap, jelas, efektif, dan efisien.
2. Metode tanya jawab yaitu guru memberikan kesempatan kepada siswa untuk melakukan sharing atau bertanya tentang materi pelajaran.
3. Metode diskusi yaitu guru memberikan kesempatan kepada siswa untuk bertukar pendapat satu sama lain untuk memecahkan masalah yang sedang berlangsung dalam kegiatan belajar mengajar.

4. Metode permainan yaitu guru menyampaikan materi yang sudah dipersiapkan menggunakan permainan yang dapat berbentuk kegiatan individu maupun kelompok.

BAB II

KEGIATAN BELAJAR MENGAJAR

A. Perencanaan Pembelajaran

Mahasiswa peserta Orientasi Profesi Keguruan 3 (OPK 3) diterjunkan di Mahad Islam School pada Rabu, 7 November 2018. Pada tanggal 6 November 2018, diadakan acara pembukaan program PPL dan KKN Thailand 2018 di Hatyai University. Acara tersebut juga sekaligus sebagai pelepasan Mahasiswa ke sekolah penempatan masing – masing. Jumlah Mahasiswa yang mengikuti program ini adalah 47 mahasiswa yang berasal dari 8 universitas di Indonesia yaitu, Universitas Pancasakti Tegal, Universitas Kuningan, Universitas Sultan Agung Tirtayasa, Universitas Muhammadiyah Maluku Utara, STKIP M Enrekang, STKIP Bulukumba, IAIN Kediri dan Universitas Muhammadiyah Sukabumi. Terdiri dari beberapa prodi seperti Pendidikan Bahasa Inggris, Pendidikan Matematika, Pendidikan IPA dan Bimbingan Konseling. Penempatan di Mahad Islam School sendiri terdapat 2 mahasiswa praktikan yang berasal dari Universitas Pancasakti Tegal dan Universitas Kuningan yang sama sama berasal dari prodi pendidikan bahasa inggris.

Untuk mata pelajaran bahasa Inggris ada 2 guru pamong yang menangani 2 mahasiswa. Khususnya penulis pribadi dibimbing oleh Ms. Nurlailee Malik. Penulis bertanggung jawab di Sekolah Dasar (Phatom) kelas 1/3, 1/4, 2/3, 2/4, 3/3, 4/2, 5/1 dan Sekolah Menengah (Matayom) kelas 4/1, 4/2 .

Rencana Pelaksanaan Pembelajaran dimulai dengan menyesuaikan dengan jadwal di Sekolah Dasar (Phatom) kelas 1/3, 1/4, 2/3, 2/4, 3/3, 4/2, 5/1 dan Sekolah Menengah (Matayom) kelas 4/1, 4/2 serta dibimbing oleh guru pamong.

Tabel 1.2. Jadwal Pelajaran Sekolah

No	Nama Mahasiswa	NIM	JADWAL		
			Hari	Jam	Kelas

1.	Dian Ayu Larasati	1615500012	Senin	09:35-10:15 13:20-14:00	SD 4/2 SD 5/1
			Selasa	10:15-10:55 11:35-12:10	SD 2/3 SMA 4
			Rabu	10:15-10:55 10:55-11:35	SD 1/4 SD 1/3
			Kamis	08:15-08:55	SD 3/3
			Jum'at	08:15-08:55 09:35-10:15 11:35-12:10	SD 2/4 SMA 4 SMA 6/2

Sebelum praktikan mengajar di kelas, ada beberapa hal yang perlu diperhatikan, yaitu :

1. Observasi pembelajaran di kelas

Tugas dan tanggung jawab guru cukup kompleks, karena itu guru memerlukan latihan praktik mengajar di kelas. Namun, sebelum mulai praktik mengajar dihadapan siswa, maka penulis selaku mahasiswa melakukan observasi terlebih dahulu. Observasi dilakukan dengan mengikuti anjuran guru pamong ketika mengajar di dalam kelas. Membuka proses pembelajaran sampai proses kegiatan mengajar selesai dilakukan.

Aspek-aspek yang perlu diamati dalam membuka proses kegiatan belajar mengajar hingga kegiatan belajar selesai :

a. Ketepatan waktu

Kedisiplinan di lingkungan Mahad Islam School dalam hal waktu sudah baik. Hal itu tampak pada ketepatan guru yang sudah berada di sekolah 30 menit sebelum jam pelajaran dimulai.

b. Persiapan guru sebelum mengajar

Sebelum mengajar guru mempersiapkan diri sebaik-baiknya, persiapan tersebut meliputi :

- 1) Kerapian
- 2) Kondisi fisik
- 3) Penguasaan materi

c. Hal-hal yang dilakukan guru pada awal mengajar

Guru mengucapkan salam jika memasuki kelas dan memulai pelajaran dengan berdo'a pada saat jam pelajaran pertama dimulai. Hal ini mempunyai dampak yang positif yang mempunyai kebiasaan dikalangan pendidik dan anak didik. Untuk mewujudkan perhatian guru terhadap peserta didik, guru mengecek kehadiran satu per satu.

d. Pelaksanaan kegiatan belajar mengajar

Guru memulai pelajaran dengan mereview untuk mengingatkan kembali kegiatan terdahulu dan membawa siswa pada materi yang terkait dengan materi yang telah diajarkan. Komunikasi dua arah lebih banyak diarahkan dalam kegiatan belajar, hal ini sedikit banyak dapat mengurangi kegaduhan terutama siswa yang duduk di belakang. Siswa sesekali diminta mengerjakan soal di depan kelas dan siswa lain memberi respon terhadap pekerjaan temannya. Hal tersebut berguna untuk mengaktifkan siswa sekaligus untuk daya serap daya siswa dan mengetahui dimana letak kelemahannya, sehingga guru lebih mudah mengevaluasinya.

Guru menulis bahan pelajaran dipapan tulis tentang hal – hal yang penting dan mendasar. Guru biasanya tidak membawa buku pada waktu menerangkan pelajaran di depan kelas, hal ini tampak bahwa guru benar – benar menguasai materi pelajaran yang akan diajarkan kepada siswanya. Apabila ada siswa yang ribut atau mengganggu teman yang lain, guru menegur dengan memberikan pertanyaan.

Kewibawaan guru didalam kelas, disisi lain guru memberi pujian pada siswa yang berpartisipasi aktif, meskipun belum benar, pujian

tersebut berguna untuk memberi dorongan kepada siswa agar lebih meningkatnya belajarnya.

e. Hal-hal yang dilakukan guru pada akhir kegiatan belajar mengajar

Hal-hal yang dilakukan guru pada akhir kegiatan yaitu guru memberikan kesempatan kepada siswanya untuk bertanya tentang hal-hal yang belum jelas yang mungkin dijumpai pada waktu menerima pelajaran. Guru juga menarik kesimpulan dari pelajaran tersebut. Guru memberi tugas untuk dikerjakan dirumah. Guru mengisi buku jurnal kelas. Yang terakhir yaitu guru mengakhiri pelajaran dengan mengucapkan salam.

B. Pelaksanaan Pembelajaran

1. Kegiatan Pembelajaran

Kegiatan Pembelajaran adalah suatu proses kegiatan yang berhubungan dengan penerapan komponen pembelajaran yang harus dipenuhi oleh para mahasiswa OPK 3 terhadap siswa yang juga mendapatkan penilaian dari guru pembimbing masing-masing.

Komponen tersebut meliputi pembelajaran yaitu mempersiapkan siswa untuk belajar melakukan kegiatan apersepsi. Komponen selanjutnya yaitu meliputi penguasaan materi, mengaitkan materi dengan pengetahuan lain yang relevan, menyampaikan materi, melaksanakan pembelajaran sesuai dengan kompetensi dan indikator, tujuan yang akan dicapai dan praktikan OPK 3 diharapkan dalam kegiatan pembelajaran dapat menguasai kelas serta dapat menyampaikan materi secara struktural serta sesuai dengan alokasi waktu yang direncanakan.

Komponen yang berikutnya adalah pembelajaran yang memicu dan memelihara keterlibatan siswa meliputi partisipasi aktif siswa dalam kegiatan pembelajaran, praktikan OPK 3 harus dapat menunjukkan sikap terbuka terhadap respon siswa, klasifikasi pernyataan dan pertanyaan serta menumbuhkan keceriaan dan antusias siswa dalam belajar.

Materi yang di ajarkan waktu praktik mengajar adalah peluang. Sebelum mengajar, praktikan diberi tugas untuk membuat RPP yang telah disetujui oleh guru pamong dengan materi yang telah ditentukan. Dalam praktik mengajar yang cukup banyak, praktikan dapat memperoleh pengalaman dalam pengelolaan kelas, sehingga pada ujian praktikan sudah bisa mempersiapkan diri.

a) Umpan Balik Dari Pembimbing

Umpan balik dari pembimbing bertujuan agar praktikan OPK 3 menjadi lebih baik dalam mewujudkan kualitas pembelajaran. Pembimbingan selalu memantau kegiatan praktikan didalam kelas member pengarahan serta bimbingan kepada praktikan apabila di rasa praktikan masih kurang baik dalam penyampaian materi maupun dalam penguasaan kelas serta pemberian tugas di dalam kelas.

b) Pelaksanaan Praktik di Mahad Islam School

Pelaksanaan praktik dari peserta OPK 3 mempunyai tujuan yang utama yaitu ikut berpartisipasi dalam megembangkan minat siswa dalam belajar, khususnya bahasa Inggris di Mahad Islam School, walaupun kegiatan tersebut hanya sedikit. Selama kurang lebih lima bulan peserta OPK 3 mengikuti beberapa kegiatan yang diadakan sekolah, antara lain:

1) Kegiatan Maulid Nabi

Setiap Maulid Nabi, Mahad Islam School selalu mengadakan pengajian yang diikuti seluruh siswa, guru, wali murid, dan warga sekitar sekolah. Acara tersebut biasa diadakan setelah sholat Isya dan setelah acara pengajian selesai, semua peserta/ Jamaah pengajian akan makan bersama.

2) Peringatan Hari Anak

Tanggal 11 Januari merupakan hari Anak Nasional Thailand. Setiap tahun, Mahad Islam School mengadakan lombaa lomba untuk siswa siswi Sekolah Dasar (Pathom). Perayaan tersebut seperti perayaan HUT RI di Indonesia.

3) Kegiatan Scout Camp (Pramuka)

Pada tanggal 23 Januari 2018, Mahad Islam School mengadakan Scout Camp atau yang biasa kita kenal dengan istilah Pramuka. Kegiatan tersebut diadakan selama 3 hari 2 malam di lingkungan sekolah. Siswa yang mengikuti kegiatan tersebut yaitu kelas 5 dan 6 sekolah dasar (phatom) serta kelas 1 dan 2 sekolah menengah (matayom). Kegiatan tersebut bersifat wajib.

4) Kegiatan Mahad Fair

Mahad Fair merupakan acara tahunan yang biasa diadakan oleh Mahad Islam School sebagai acara penyambung silaturahmi karena pada acara ini, sekolah mengundang semua kolega atau semua pihak yang memiliki kerja sama dengan sekolah. Selain itu ada beberapa hal yang ada di acara tersebut seperti, pasar malam, tabligh akbar, dan pementasan yang dilakukan oleh siswa siswi Mahad Islam School. Acara tersebut juga terbuka untuk umum.

C. Teknik Evaluasi

Selama proses pembelajaran penulis mengadakan evaluasi terhadap siswa. Dalam proses belajar mengajar, evaluasi berfungsi untuk mengetahui tercapai tidaknya tujuan pembelajaran dan sebagai bahan dalam memperbaiki proses belajar mengajar. Teknik evaluasi yang digunakan adalah evaluasi formatif. Evaluasi formatif yang dilakukan dalam dua tahap yaitu :

1. Pada setiap kegiatan belajar mengajar, antara lain:

a) Pada saat pratikan menyampaikan materi

Evaluasi ini dilakukan melalui proses tanya jawab dua arah antara guru dengan peserta didik. Dalam hal ini praktikan menanyakan kepada peserta didik sejauh mana peserta didik dapat memahami materi yang disampaikan oleh praktikan. Dengan tujuan praktikan mengetahui materi yang belum dipahami peserta didik.

b) Pada saat praktikan selesai menyampaikan materi

Evaluasi ini dilakukan dengan cara memberikan soal latihan dan pekerjaan rumah kepada peserta didik. Dengan tujuan untuk melihat sejauh mana peserta didik dapat menerapkan konsep materi yang telah diberikan oleh praktikan.

2. Pemberian Tugas / Ulangan

Tujuan dari pemberian tugas ini untuk mengukur sejauh mana peserta didik memahami materi ajar dari sekian pertemuan dan untuk mengatasi masalah-masalah yang dihadapi dalam mengajar.

D. Analisis Tindak Lanjut

Adapun analisis dan tindak lanjut lainnya yang penulis temukan selama berpraktik, yakni :

1. Analisis

a) Ada peserta didik yang belum paham terhadap materi yang disampaikan

Hal ini bisa disebabkan oleh beberapa faktor dari diri peserta didik itu sendiri, faktor peserta didik di Mahad Islam School yang hanya belajar diruang kelas saja dan mereka tidak mempelajarinya kembali di rumah. Hal ini bisa dilihat saat guru memberikan latihan soal atau ulangan harian kepada siswa, kebanyakan dari mereka cenderung menyontek kepada temannya. Akibatnya bila diberi pertanyaan siswa tidak bisa menjawab. Kemampuan setiap siswa di dalam kelas memang berbeda-beda, ada yang pintar, biasa dan ada juga yang lambat dalam menerima apa yang disampaikan oleh guru didepan kelas. Sehingga guru praktik harus mengulang apa yang disampaikan sebelumnya.

b) Kesulitan dalam pengondisian kelas

Variasi metode dan teori pembelajaran yang selama ini di pelajari mahasiswa pada kenyataannya di lapangan sulit di praktikkan. Selain skill guru praktikan yang lemah (karena belum banyak jam terbang), faktor lain yang menyebabkan sulitnya menguasai kelas adalah adanya pengelompokan anak didik antara yang pintar dan yang kurang pintar.

Saat guru praktikan menghadapi golongan kedua tersebut (“kurang pintar”), maka kecenderungan kesulitan penguasaan kelas semakin besar.

Indikator dari hambatan ini yaitu

- Banyak siswa yang kurang memperhatikan dan mendengarkan ketika guru praktikan menyampaikan materi pembelajaran.
- Banyak siswa yang keluar masuk kelas (baik meminta ijin kepada guru praktikan maupun tidak).
- Banyak siswa yang membuat forum tersendiri saat forum kegiatan pembelajaran berlangsung.

c) Sumber pembelajaran terbatas

Semakin berkembangnya ilmu pengetahuan menuntut semua pihak untuk selalu meng-update referensi agar tidak gagap dalam menghadapi ilmu baru. Namun pada kenyataannya buku ataupun modul yang tersedia masih sangat terbatas.

2. Tindak lanjut

a) Bagi guru praktikan hendaknya melakukan variasi metode pembelajaran.

Pelajari berbagai teori-teori mengajar seperti bagaimana kiat-kiat untuk mengkondisikan kelas. Bangunlah hubungan emosional dengan siswa yaitu dengan cara pendekatan individual. Seorang pengajar harus melakukan pendekatan emosional kepada siswa agar terjalin hubungan yang baik, sehingga akan menjadikan penguasaan kelas lebih dapat dikendalikan dan proses pelaksanaan pembelajaran akan lebih efektif dan efisien sesuai yang diharapkan.

b) Menerapkan latihan soal.

Untuk lebih mempermudah siswa menerima materi supaya hasil pembelajaran menghasilkan hasil yang memuaskan, maka dapat diterapkan dalam latihan soal-soal di depan kelas. Ini merupakan cara yang cukup efektif dalam merangsang siswa untuk lebih memahami materi yang disampaikan, dan hasil pembelajaran pun akan lebih memuaskan.

BAB III

PENUTUP

A. Kesimpulan

Setelah dilaksanakan OPK 3 dapat diambil kesimpulan sebagai berikut :

- 1) Orientasi Praktik Keguruan 3 merupakan bagian integral dari keseluruhan program Pendidikan di Universitas Pancasakti Tegal, khususnya pada Fakultas Keguruan dan Ilmu Pendidikan yang wajib diikuti dan dilaksanakan oleh setiap Mahasiswa FKIP Universitas Pancasakti Tegal.
- 2) Program OPK 3 bertujuan membentuk calon-calon guru yang profesional dan mampu dibidangnya masing-masing serta memberikan pengalaman mengajar kepada Mahasiswa.
- 3) Kegiatan KKN-PPL terpadu adalah suatu kegiatan yang mana diadakan oleh Private Islamic Schools Association Di Songkhla bekerja sama dengan beberapa Universitas di Indonesia serta beberapa sekolah yang berada di Thailand dari kegiatan ini diharap mahasiswa dapat mengabdikan diri dan mengaplikasikan seluruh ilmu yang dimilikinya baik di bidang akademik, keagamaan, budaya, maupun sosial.
- 4) Hasil dari kegiatan ini adalah terjadinya pertukaran budaya antara kedua bangsa yaitu antara Indonesia dan Thailand.
- 5) Hasil yang dicapai di dalam kegiatan ini adalah dalam bidang pendidikan yaitu mahasiswa sebagai pendidik dan bidang sosial mahasiswa berperan langsung dan turun langsung dalam kehidupan bermasyarakat. Mahasiswa praktikan mempunyai kesempatan untuk mengaplikasikan teori yang diperoleh selama kuliah ke dalam kelas yang sesungguhnya, sehingga belajar untuk menjadi seorang guru yang profesional.
- 6) Orientasi Praktik Keguruan 3 mendapat tanggapan dari guru-guru, staf, karyawan, dan peserta didik di Mahad Islam School. Hal ini dapat dilihat dari kerjasama yang baik antara dewan guru, staf, dan karyawan Mahad Islam School dengan peserta OPK 3.

- 7) Hal lain juga dapat dilihat dari partisipasi peserta didik dalam mengikuti pelajaran yang telah disampaikan oleh Mahasiswa atau mahasiswi OPK 3.
- 8) Mahad Islam School merupakan tempat praktik keguruan yang memadai dan dinilai baik

B. Saran

- 1) Kami berharap rasa persaudaraan dan kekeluargaan lebih ditingkatkan lagi, baik sesama Mahasiswa maupun antara Mahasiswa dengan guru-guru Mahad Islam School.
- 2) Disiplin siswa, guru maupun mahasiswa OPK 3 dalam melaksanakan kegiatan belajar mengajar perlu lebih ditingkatkan lagi, untuk yang sudah baik agar tetap dipertahankan.
- 3) Semoga kegiatan ini dapat berlanjut dan dapat memberikan manfaat khususnya bagi penulis sendiri dan umumnya bagi semua pihak yang terkait (Universitas Pancasakti Tegal dan Sekolah Mahad Islam). Apabila terdapat kesalahan selama mengabdikan di Sekolah Mahad Islam dan pelaporan ini penulis mengharapkan kritik dan saran.

LAMPIRAN

LAMPIRAN 1

JURNAL KEGIATAN

TANGGAL	KEGIATAN
4 November 2018	<ul style="list-style-type: none">• Perjalanan dari Universitas Pancasakti Tegal menuju Bandara Soetta (13.00-21.00)
5 November 2018	<ul style="list-style-type: none">• Perjalanan dari Bandara Soetta menuju Bandara Kuala Lumpur, Malaysia (02.00-04.00)• Semua mahasiswa dan dosen dari setiap kampus berkumpul di Bandara Kuala Lumpur (11.00)• Perjalanan menuju Putra Jaya (13.00)• Makan Siang di foodcourt Masjid Putra Jaya dan Sholat Dzuhur dan jamak takdim Ashar (13.30-14.30)• Perjalanan menuju Genting Highland (14.30-16.00)• Kegiatan bebas sampai 2 jam• Perjalanan menuju Rest Area Tapah Selangur (18.30-19.30)• Makan malam dan Sholat (19.30-22.00)• Perjalanan ke Border Malaysia-Thailand (22.00-03.00)
6 November 2018	<ul style="list-style-type: none">• Mandi dan Sholat Subuh (04.00)• Sarapan di rest area Gurun Kedah (06.30)• Perjalanan ke border (07.30)• Proses cap passport keluar Malaysia – masuk Thailand di Imigrasi Durian Burung (08.30)• Perjalanan ke Hatyai University (09.00)• Tiba di Hatyai Univesity (10.00)• Makan siang dan sholat (12.00)• Acara penyerahan mahasiswa PPL-KKN 2018 di Aula Hatyai University (13.30-16.00)• Perjalanan menuju Nakhon Si Thammarat (16.00-19.00)• Makan malam bersama guru pendamping (20.00-22.00)
7 November 2018	<ul style="list-style-type: none">• Datang Ke Mahad Islam School (07.45)• Mengurus izin tinggal ke kantor Imigrasi Nakhon Si Thammarat (09.00-12.00)
8 November 2018	<ul style="list-style-type: none">• Mengikuti rapat koordinasi pagi dengan guru

	<p>guru (08.00)</p> <ul style="list-style-type: none"> • Observasi kelas dengan teacher AISAH (08.15-16.30)
9 November 2018	<ul style="list-style-type: none"> • Mengikuti Upacara (07.30) • Mengikuti rapat koordinasi pagi dengan guru guru (08.00) • Observasi kelas dengan teacher AISAH (08.15-16.30)
10 November 2018	<ul style="list-style-type: none"> • Belanja Kebutuhan sehari-hari di TESCO (11.00) • Mengikuti pengajian disalah satu rumah guru (13.00) • Jalan – jalan ke kota Nakhon (15.00) • Pulang ke Dorm (17.00)
11 November 2018	<ul style="list-style-type: none"> • Istirahat di Dorm (All Day Long)
12 November 2018	<ul style="list-style-type: none"> • Mengikuti Upacara (07.30) • Mengikuti rapat koordinasi pagi dengan guru guru (08.00) • Observasi kelas dengan teacher AISAH (08.15-16.30) • Menghias English Room
13 November 2018	<ul style="list-style-type: none"> • Mengikuti Upacara (07.30) • Mengikuti rapat koordinasi pagi dengan guru guru (08.00) • Observasi kelas primary grade 2/3 (10.15-10.55) • Observasi kelas high school grade 4/1 (11.35-12.15) • Menghias English Room
14 November 2018	<ul style="list-style-type: none"> • Mengikuti Upacara (07.30) • Mengikuti rapat koordinasi pagi dengan guru guru (08.00) • Mengajar di primary grade 1/4 (10.15-10.55) Materi: Alphabet • Mengajar di primary grade 1/3 (10.55-11.20) Materi: Alphabet
15 November 2018	<ul style="list-style-type: none"> • Mengikuti Upacara (07.30) • Mengikuti rapat koordinasi pagi dengan guru guru (08.00)

	<ul style="list-style-type: none"> • Mengajar di primary grade 3/3 (08.15-08.55) Materi: Alphabet
16 November 2018	<ul style="list-style-type: none"> • Mengikuti Upacara (07.30) • Mengikuti rapat koordinasi pagi dengan guru guru (08.00) • Mengajar di primary grade 2/4 (08.55-09.35) Materi: Alphabet • Mengajar di high school grade 4/1 (09.35-10.15) Materi: Reading test • Mengajar di High school grade 6/2 (11.35-12.15) Materi: -
17 November 2018	<ul style="list-style-type: none"> • Makan makan • Wisata ke taman Walailak University
18 November 2018	<ul style="list-style-type: none"> • Istirahat di Dorm
19 November 2018	<ul style="list-style-type: none"> • Mengikuti Upacara (07.30) • Mengikuti rapat koordinasi pagi dengan guru guru (08.00) • Mengajar di primary grade 4/2 (09.35-10.15) Materi: Alphabets • Mengajar di primary grade 5/1 (13.20-14.00) Materi: Numbers
20 November 2018	<ul style="list-style-type: none"> • Mengikuti Upacara (07.30) • Mengikuti rapat koordinasi pagi dengan guru guru (08.00) • Mengajar kelas primary grade 2/3 (10.15-10.55) Materi: Alphabets • Mengajar kelas high school grade 4/1 (11.35-12.15) Materi: Reading test
21 November 2018	<ul style="list-style-type: none"> • Mengikuti Upacara (07.30) • Mengikuti rapat koordinasi pagi dengan guru guru (08.00) • Mengajar di primary grade 1/4 (10.15-10.55) Materi: Numbers • Mengajar di primary grade 1/3 (10.55-11.20) Materi: Numbers
22 November 2018	<ul style="list-style-type: none"> • Mengikuti Upacara (07.30) • Mengikuti rapat koordinasi pagi dengan guru

	<p>guru (08.00)</p> <ul style="list-style-type: none"> • Mengajar di primary grade 3/3 (08.15-08.55) Materi: Numbers
23 November 2018	<ul style="list-style-type: none"> • Mengikuti Upacara (07.30) • Mengikuti rapat koordinasi pagi dengan guru guru (08.00) • Mengajar di primary grade 2/4 (08.55-09.35) Materi: Numbers • Mengajar di high school grade 4/1 (09.35-10.15) Materi: Reading test • Mengajar di High school grade 6/2 (11.35-12.15) Materi: -
24 November 2018	<ul style="list-style-type: none"> • Istirahat
25 November 2018	<ul style="list-style-type: none"> • Istirahat
26 November 2018	<ul style="list-style-type: none"> • Mengikuti Upacara (07.30) • Mengikuti rapat koordinasi pagi dengan guru guru (08.00) • Mengajar di primary grade 4/2 (09.35-10.15) Materi: Numbers • Mengajar di primary grade 5/1 (13.20-14.00) Materi: Part of Body
27 November 2018	<ul style="list-style-type: none"> • Mengikuti Upacara (07.30) • Mengikuti rapat koordinasi pagi dengan guru guru (08.00) • Mengajar kelas primary grade 2/3 (10.15-10.55) Materi: Numbers • Mengajar kelas high school grade 4/1 (11.35-12.15) Materi: Personal Possessions
28 November 2018	<ul style="list-style-type: none"> • Mengikuti Upacara (07.30) • Mengikuti rapat koordinasi pagi dengan guru guru (08.00) • Mengajar di primary grade 1/4 (10.15-10.55) Materi: Colours • Mengajar di primary grade 1/3 (10.55-11.20) Materi: Colours
29 November 2018	<ul style="list-style-type: none"> • Mengikuti Upacara (07.30) • Mengikuti rapat koordinasi pagi dengan guru guru (08.00)

	<ul style="list-style-type: none"> • Mengajar di primary grade 3/3 (08.15-08.55) Materi: Part of Body
30 November 2018	<ul style="list-style-type: none"> • Mengikuti Upacara (07.30) • Mengikuti rapat koordinasi pagi dengan guru guru (08.00) • Mengajar di primary grade 2/4 (08.55-09.35) Materi: Greetings • Mengajar di high school grade 4/1 (09.35-10.15) Materi: Personal Possessions • Mengajar di High school grade 6/2 (11.35-12.15) Materi: Reading test
1 Desember 2018	<ul style="list-style-type: none"> • Istirahat
2 Desember 2018	<ul style="list-style-type: none"> • Istirahat
3 Desember 2018	<ul style="list-style-type: none"> • Mengikuti Upacara (07.30) • Mengikuti rapat koordinasi pagi dengan guru guru (08.00) • Mengajar di primary grade 4/2 (09.35-10.15) Materi: Numbers • Mengajar di primary grade 5/1 (13.20-14.00) Materi: Part of Body
4 Desember 2018	<ul style="list-style-type: none"> • Mengikuti Upacara (07.30) • Mengikuti rapat koordinasi pagi dengan guru guru (08.00) • Mengajar kelas primary grade 2/3 (10.15-10.55) Materi: Greetings • Mengajar kelas high school grade 4/1 (11.35-12.15) Materi: -
5 Desember 2018	<ul style="list-style-type: none"> • HUT Raja
6 Desember 2018	<ul style="list-style-type: none"> • Mengikuti Upacara (07.30) • Mengikuti rapat koordinasi pagi dengan guru guru (08.00) • Mengajar di primary grade 3/3 (08.15-08.55) Materi: Thing in Classroom
7 Desember 2018	<ul style="list-style-type: none"> • Mengikuti Upacara (07.30) • Mengikuti rapat koordinasi pagi dengan guru guru (08.00) • Mengajar di primary grade 2/4 (08.55-09.35)

	<p>Materi: Colours</p> <ul style="list-style-type: none"> • Mengajar di high school grade 4/1 (09.35-10.15) <p>Materi: The sentence</p> <ul style="list-style-type: none"> • Mengajar di High school grade 6/2 (11.35-12.15) <p>Materi: Reading test</p>
8 Desember 2018	<ul style="list-style-type: none"> • Istirahat
9 Desember 2018	<ul style="list-style-type: none"> • Istirahat
10 Desember 2018	<ul style="list-style-type: none"> • Hari Demokrasi
11 Desember 2018	<ul style="list-style-type: none"> • Mengikuti Upacara (07.30) • Mengikuti rapat koordinasi pagi dengan guru guru (08.00) • Mengajar kelas primary grade 2/3 (10.15-10.55) <p>Materi: shapes</p> <ul style="list-style-type: none"> • Mengajar kelas high school grade 4/1 (11.35-12.15) <p>Materi: the sentence</p>
12 Desember 2018	<ul style="list-style-type: none"> • Mengikuti Upacara (07.30) • Mengikuti rapat koordinasi pagi dengan guru guru (08.00) • Mengajar di primary grade 1/4 (10.15-10.55) <p>Materi: shapes</p> <ul style="list-style-type: none"> • Mengajar di primary grade 1/3 (10.55-11.20) • Materi: shapes
13 Desember 2018	<ul style="list-style-type: none"> • Mengikuti Upacara (07.30) • Mengikuti rapat koordinasi pagi dengan guru guru (08.00) • Mengajar di primary grade 3/3 (08.15-08.55) <p>Materi: Things in Classroom</p>
14 Desember 2018	<ul style="list-style-type: none"> • Mengikuti Upacara (07.30) • Mengikuti rapat koordinasi pagi dengan guru guru (08.00) • Mengajar di primary grade 2/4 (08.55-09.35) <p>Materi: shapes</p> <ul style="list-style-type: none"> • Mengajar di high school grade 4/1 (09.35-10.15) <p>Materi: The sentence (verb to be)</p> <ul style="list-style-type: none"> • Mengajar di High school grade 6/2 (11.35-12.15) <p>Materi: Reading test</p>
15 Desember 2018	<ul style="list-style-type: none"> • Istirahat

16 Desember 2018	<ul style="list-style-type: none"> • Istirahat
17 Desember 2018	<ul style="list-style-type: none"> • Banjir
18 Desember 2018	<ul style="list-style-type: none"> • Mengikuti Upacara (07.30) • Mengikuti rapat koordinasi pagi dengan guru guru (08.00) • Mengajar kelas primary grade 2/3 (10.15-10.55) Materi: shapes • Mengajar kelas high school grade 4/1 (11.35-12.15) Materi: the sentence (verb to be)
19 Desember 2018	<ul style="list-style-type: none"> • Mengikuti Upacara (07.30) • Mengikuti rapat koordinasi pagi dengan guru guru (08.00) • Mengajar di primary grade 1/4 (10.15-10.55) Materi: review colour and shapes • Mengajar di primary grade 1/3 (10.55-11.20) Materi: review colour and shapes
20 Desember 2018	<ul style="list-style-type: none"> • Mengikuti Upacara (07.30) • Mengikuti rapat koordinasi pagi dengan guru guru (08.00) • Mengajar di primary grade 3/3 (08.15-08.55) Materi: shapes
21 Desember 2018	<ul style="list-style-type: none"> • Mengikuti Upacara (07.30) • Mengikuti rapat koordinasi pagi dengan guru guru (08.00) • Mengajar di primary grade 2/4 (08.55-09.35) Materi: shapes • Mengajar di high school grade 4/1 (09.35-10.15) Materi: answer the True or False questions p.24 • Mengajar di High school grade 6/2 (11.35-12.15) Materi: Reported Speech
22 Desember 2018	<ul style="list-style-type: none"> • Istirahat
23 Desember 2018	<ul style="list-style-type: none"> • Istirahat
24 Desember 2018	<ul style="list-style-type: none"> • Mengikuti Upacara (07.30) • Mengikuti rapat koordinasi pagi dengan guru guru (08.00) • Mengajar di primary grade 4/2 (09.35-10.15) Materi: things in classroom • Mengajar di primary grade 5/1 (13.20-14.00)

	Materi: Part of Tree
25 Desember 2018	<ul style="list-style-type: none"> • Mengikuti Upacara (07.30) • Mengikuti rapat koordinasi pagi dengan guru guru (08.00) • Mengajar kelas primary grade 2/3 (10.15-10.55) Materi: colour and shapes (review) • Mengajar kelas high school grade 4/1 (11.35-12.15) Materi: jumble word
26 Desember 2018	<ul style="list-style-type: none"> • Mengikuti Upacara (07.30) • Mengikuti rapat koordinasi pagi dengan guru guru (08.00) • Mengajar di primary grade 1/4 (10.15-10.55) Materi: tell of time • Mengajar di primary grade 1/3 (10.55-11.20) Materi: tell of time
27 Desember 2018	<ul style="list-style-type: none"> • Mengikuti Upacara (07.30) • Mengikuti rapat koordinasi pagi dengan guru guru (08.00) • Mengajar di primary grade 3/3 (08.15-08.55) Materi: Part of Tree
28 Desember 2018	<ul style="list-style-type: none"> • Mengikuti Upacara (07.30) • Mengikuti rapat koordinasi pagi dengan guru guru (08.00) • Mengajar di primary grade 2/4 (08.55-09.35) Materi: colour and shapes (review) • Mengajar di high school grade 4/1 (09.35-10.15) Materi: presentation • Mengajar di High school grade 6/2 (11.35-12.15) Materi: Reading test
29 Desember 2018	<ul style="list-style-type: none"> • Istirahat
30 Desember 2018	<ul style="list-style-type: none"> • Istirahat
31 Desember 2018	<ul style="list-style-type: none"> • New Year's Holiday
1 Januari 2019	<ul style="list-style-type: none"> • Hari pertama MID-Term Test
2 Januari 2019	<ul style="list-style-type: none"> • MID-Term Test
3 Januari 2019	<ul style="list-style-type: none"> • Cuti (badai)
4 Januari 2019	<ul style="list-style-type: none"> • Cuti (badai)
5 Januari 2019	<ul style="list-style-type: none"> • Istirahat
6 Januari 2019	<ul style="list-style-type: none"> • Istirahat
7 Januari 2019	<ul style="list-style-type: none"> • MID-Term Test
8 Januari 2019	<ul style="list-style-type: none"> • MID-Term Test
9 Januari 2019	<ul style="list-style-type: none"> • Mengikuti Upacara (07.30)

	<ul style="list-style-type: none"> • Mengikuti rapat koordinasi pagi dengan guru guru (08.00) • Mengajar di primary grade 1/4 (10.15-10.55) Materi: numbers (make lines) • Mengajar di primary grade 1/3 (10.55-11.20) • Materi: numbers (make lines)
10 Januari 2019	<ul style="list-style-type: none"> • Mengikuti Upacara (07.30) • Mengikuti rapat koordinasi pagi dengan guru guru (08.00) • Mengajar di primary grade 3/3 (08.15-08.55) Materi: Part of Tree (review)
11 Januari 2019	<ul style="list-style-type: none"> • Mengikuti Upacara (07.30) • Mengikuti rapat koordinasi pagi dengan guru guru (08.00) • Mengajar di primary grade 2/4 (08.55-09.35) (hari anak nasional Thailand) • Mengajar di high school grade 4/1 (09.35-10.15) Materi: MID TERM TEST • Mengajar di High school grade 6/2 (11.35-12.15) Materi: MID TERM TEST
12 Januari 2019	<ul style="list-style-type: none"> • Istirahat
13 Januari 2019	<ul style="list-style-type: none"> • Istirahat
14 Januari 2019	<ul style="list-style-type: none"> • Mengikuti Upacara (07.30) • Mengikuti rapat koordinasi pagi dengan guru guru (08.00) • Mengajar di primary grade 4/2 (09.35-10.15) Materi: Parts of Tree (test) • Mengajar di primary grade 5/1 (13.20-14.00) • Materi: Part of Tree (review)
15 Januari 2019	<ul style="list-style-type: none"> • Mengikuti Upacara (07.30) • Mengikuti rapat koordinasi pagi dengan guru guru (08.00) • Mengajar kelas primary grade 2/3 (10.15-10.55) Materi: tell of time • Mengajar kelas high school grade 4/1 (11.35-12.15) Materi: review MID TERM TEST
16 Januari 2019	<ul style="list-style-type: none"> • Mengikuti Upacara (07.30) • Mengikuti rapat koordinasi pagi dengan guru guru (08.00) • Mengajar di primary grade 1/4 (10.15-10.55) Materi: Greetings • Mengajar di primary grade 1/3 (10.55-11.20)

	<ul style="list-style-type: none"> • Materi: Greetings
17 Januari 2019	<ul style="list-style-type: none"> • Mengikuti Upacara (07.30) • Mengikuti rapat koordinasi pagi dengan guru guru (08.00) • Mengajar di primary grade 3/3 (08.15-08.55) • Materi: checking notes
18 Januari 2019	<ul style="list-style-type: none"> • Mengikuti Upacara (07.30) • Mengikuti rapat koordinasi pagi dengan guru guru (08.00) • Mengajar di primary grade 2/4 (08.55-09.35) Materi: tell of time • Mengajar di high school grade 4/1 (09.35-10.15) Materi: review MID TERM TEST • Mengajar di High school grade 6/2 (11.35-12.15) • Materi: UJIAN
19 Januari 2019	<ul style="list-style-type: none"> • Istirahat
20 Januari 2019	<ul style="list-style-type: none"> • Istirahat
21 Januari 2019	<ul style="list-style-type: none"> • Mengikuti Upacara (07.30) • Mengikuti rapat koordinasi pagi dengan guru guru (08.00) • Mengajar di primary grade 4/2 (09.35-10.15) Materi: Parts of Tree • Mengajar di primary grade 5/1 (13.20-14.00) • Materi: math in English
22 Januari 2019	<ul style="list-style-type: none"> • Mengikuti Upacara (07.30) • Mengikuti rapat koordinasi pagi dengan guru guru (08.00) • Mengajar kelas primary grade 2/3 (10.15-10.55) Materi: tell of time • Mengajar kelas high school grade 4/1 (11.35-12.15) Prepare for scout camp
23 Januari 2019	<ul style="list-style-type: none"> • Scout Scamp
24 Januari 2019	<ul style="list-style-type: none"> • Scout Scamp
25 Januari 2019	<ul style="list-style-type: none"> • Scout Scamp
26 Januari 2019	<ul style="list-style-type: none"> • Istirahat
27 Januari 2019	<ul style="list-style-type: none"> • Istirahat
28 Januari 2019	<ul style="list-style-type: none"> • Mengikuti Upacara (07.30) • Mengikuti rapat koordinasi pagi dengan guru guru (08.00) • Mengajar di primary grade 4/2 (09.35-10.15) Materi: math in english

	<ul style="list-style-type: none"> • Mengajar di primary grade 5/1 (13.20-14.00) • Materi: math in English
29 Januari 2019	<ul style="list-style-type: none"> • Mengikuti Upacara (07.30) • Mengikuti rapat koordinasi pagi dengan guru guru (08.00) • Mengajar kelas primary grade 2/3 (10.15-10.55) Materi: my family • Mengajar kelas high school grade 4/1 (11.35-12.15) Materi: rooms and furnitures
30 Januari 2019	<ul style="list-style-type: none"> • Mengikuti Upacara (07.30) • Mengikuti rapat koordinasi pagi dengan guru guru (08.00) • Mengajar di primary grade 1/4 (10.15-10.55) Materi: my family • Mengajar di primary grade 1/3 (10.55-11.20) • Materi: my family
31 Januari 2019	<ul style="list-style-type: none"> • Mengikuti Upacara (07.30) • Mengikuti rapat koordinasi pagi dengan guru guru (08.00) • Mengajar di primary grade 3/3 (08.15-08.55) • Materi: math in English
1 Februari 2019	<ul style="list-style-type: none"> • Mengikuti Upacara (07.30) • Mengikuti rapat koordinasi pagi dengan guru guru (08.00) • Mengajar di primary grade 2/4 (08.55-09.35) Materi: my family • Mengajar di high school grade 4/1 (09.35-10.15) Materi: rooms and furnitures • Mengajar di High school grade 6/2 (11.35-12.15) Materi: -
2 Februari 2019	<ul style="list-style-type: none"> • Istirahat
3 Februari 2019	<ul style="list-style-type: none"> • Istirahat
4 Februari 2019	<ul style="list-style-type: none"> • Mengikuti Upacara (07.30) • Mengikuti rapat koordinasi pagi dengan guru guru (08.00) • Mengajar di primary grade 4/2 (09.35-10.15) Materi: math in english (TEST) checking notes • Mengajar di primary grade 5/1 (13.20-14.00) • Materi: math in English and Checking notes
5 Februari 2019	<ul style="list-style-type: none"> • Mengikuti Upacara (07.30) • Mengikuti rapat koordinasi pagi dengan guru guru (08.00)

	<ul style="list-style-type: none"> • Mengajar kelas primary grade 2/3 (10.15-10.55) Materi: CHECKING NOTES • Mengajar kelas high school grade 4/1 (11.35-12.15) • Materi: rooms and furnitures
6 Februari 2019	<ul style="list-style-type: none"> • Mengikuti Upacara (07.30) • Mengikuti rapat koordinasi pagi dengan guru guru (08.00) • Mengajar di primary grade 1/4 (10.15-10.55) Materi: PLAYING AND SING ASONG • Mengajar di primary grade 1/3 (10.55-11.20) • Materi: PLAYING AND SING A SONG
7 Februari 2019	<ul style="list-style-type: none"> • Mengikuti Upacara (07.30) • Mengikuti rapat koordinasi pagi dengan guru guru (08.00) • Mengajar di primary grade 3/3 (08.15-08.55) • Materi: math in English (test)
8 Februari 2019	<ul style="list-style-type: none"> • MAHAD FAIR
9 Februari 2019	<ul style="list-style-type: none"> • MAHAD FAIR
10 Februari 2019	<ul style="list-style-type: none"> • MAHAD FAIR
11 Februari 2019	<ul style="list-style-type: none"> • SISWA LIBUR (GURU BERSIH BERSIH)
12 Februari 2019	<ul style="list-style-type: none"> • TAK ADA SISWA
13 Februari 2019	<ul style="list-style-type: none"> • Mengikuti Upacara (07.30) • Mengikuti rapat koordinasi pagi dengan guru guru (08.00) • Mengajar di primary grade 1/4 (10.15-10.55) Materi: Part of Body • Mengajar di primary grade 1/3 (10.55-11.20) • Materi: Part of Body
14 Februari 2019	<ul style="list-style-type: none"> • Mengikuti Upacara (07.30) • Mengikuti rapat koordinasi pagi dengan guru guru (08.00) • Mengajar di primary grade 3/3 (08.15-08.55) • Materi: numbers test
15 Februari 2019	<ul style="list-style-type: none"> • Mengikuti Upacara (07.30) • Mengikuti rapat koordinasi pagi dengan guru guru (08.00) • Mengajar di primary grade 2/4 (08.55-09.35) Materi: Part of Body • Mengajar di high school grade 4/1 (09.35-10.15) Materi: rooms and furnitures • Mengajar di High school grade 6/2 (11.35-12.15)

	<ul style="list-style-type: none"> • Materi:-
16 Februari 2019	<ul style="list-style-type: none"> • Istirahat
17 Februari 2019	<ul style="list-style-type: none"> • Istirahat
18 Februari 2019	<ul style="list-style-type: none"> • Mengikuti Upacara (07.30) • Mengikuti rapat koordinasi pagi dengan guru guru (08.00) • Mengajar di primary grade 4/2 (09.35-10.15) Materi: numbers test • Mengajar di primary grade 5/1 (13.20-14.00) • Materi: Daily Activities
19 Februari 2019	<ul style="list-style-type: none"> • Mengikuti Upacara (07.30) • Mengikuti rapat koordinasi pagi dengan guru guru (08.00) • Mengajar kelas primary grade 2/3 (10.15-10.55) Materi: alphabets and numbers tests • Mengajar kelas high school grade 4/1 (11.35-12.15) • Materi: rooms and furnitures (give students homework)
20 Februari 2019	<ul style="list-style-type: none"> • Mengikuti Upacara (07.30) • Mengikuti rapat koordinasi pagi dengan guru guru (08.00) • Mengajar di primary grade 1/4 (10.15-10.55) Materi: alphabets and numbers test • Mengajar di primary grade 1/3 (10.55-11.20) • Materi: Part of Body
21 Februari 2019	<ul style="list-style-type: none"> • Mengikuti Upacara (07.30) • Mengikuti rapat koordinasi pagi dengan guru guru (08.00) • Mengajar di primary grade 3/3 (08.15-08.55) Materi: Tell of Time
22 Februari 2019	<ul style="list-style-type: none"> • Mengikuti Upacara (07.30) • Mengikuti rapat koordinasi pagi dengan guru guru (08.00) • Mengajar di primary grade 2/4 (08.55-09.35) Materi: Part of Body • Mengajar di high school grade 4/1 (09.35-10.15) Materi: Preposition • Mengajar di High school grade 6/2 (11.35-12.15) Materi:-
23 Februari 2019	<ul style="list-style-type: none"> • Istirahat
24 Februari 2019	<ul style="list-style-type: none"> • Istirahat
25 Februari 2019	<ul style="list-style-type: none"> • Mengikuti Upacara (07.30)

	<ul style="list-style-type: none"> • Mengikuti rapat koordinasi pagi dengan guru guru (08.00) • Mengajar di primary grade 4/2 (09.35-10.15) Materi: numbers test • Mengajar di primary grade 5/1 (13.20-14.00) • Materi: Daily Activities test
26 Februari 2019	<ul style="list-style-type: none"> • Pameran
27 Februari 2019	<ul style="list-style-type: none"> • Pameran
28 Februari 2019	<ul style="list-style-type: none"> • Mengikuti Upacara (07.30) • Mengikuti rapat koordinasi pagi dengan guru guru (08.00) • Mengajar di primary grade 3/3 (08.15-08.55) • Materi: Tell of Time (give them assignments)
1 Maret 2019	<ul style="list-style-type: none"> • Mengikuti Upacara (07.30) • Mengikuti rapat koordinasi pagi dengan guru guru (08.00) • Mengajar di primary grade 2/4 (08.55-09.35) Materi: numbers test • Mengajar di high school grade 4/1 (09.35-10.15) Materi: Part of body • Mengajar di High school grade 6/2 (11.35-12.15) • Materi:-
2 Maret 2019	<ul style="list-style-type: none"> • Istirahat
3 Maret 2019	<ul style="list-style-type: none"> • Istirahat
4 Maret 2019	<ul style="list-style-type: none"> • Trip to Krabi
5 Maret 2019	<ul style="list-style-type: none"> • Mengikuti Upacara (07.30) • Mengikuti rapat koordinasi pagi dengan guru guru (08.00) • Mengajar kelas primary grade 2/3 (10.15-10.55) Materi: numbers tests • Mengajar kelas high school grade 4/1 (11.35-12.15) • Materi: -
6 Maret 2019	<ul style="list-style-type: none"> • Elementary off (reading test)
7 Maret 2019	<ul style="list-style-type: none"> • Mengikuti Upacara (07.30) • Mengikuti rapat koordinasi pagi dengan guru guru (08.00) • Mengajar di primary grade 3/3 (08.15-08.55) Materi: numbers test (Last meeting)
8 Maret 2019	<ul style="list-style-type: none"> • Mengikuti Upacara (07.30) • Mengikuti rapat koordinasi pagi dengan guru

	<p>guru (08.00)</p> <ul style="list-style-type: none"> • Mengajar di primary grade 2/4 (08.55-09.35) Materi: drawing (Last meeting) • Mengajar di high school grade 4/1 (09.35-10.15) Materi: Prepare for Final test • Mengajar di High school grade 6/2 (11.35-12.15) Materi:-
9 Maret 2019	<ul style="list-style-type: none"> • Istirahat
10 Maret 2019	<ul style="list-style-type: none"> • Istirahat
11 Maret 2019	<ul style="list-style-type: none"> • FINAL TEST
12 Maret 2019	<ul style="list-style-type: none"> • FINAL TEST
13 Maret 2019	<ul style="list-style-type: none"> • FINAL TEST
14 Maret 2019	<ul style="list-style-type: none"> • FINAL TEST
15 Maret 2019	<ul style="list-style-type: none"> • FINAL TEST
16 Maret 2019	<ul style="list-style-type: none"> • Istirahat
17 Maret 2019	<ul style="list-style-type: none"> • Istirahat
18 Maret 2019	<ul style="list-style-type: none"> • FINAL TEST
19 Maret 2019	<ul style="list-style-type: none"> • FINAL TEST
20 Maret 2019	<ul style="list-style-type: none"> • FINAL TEST
21 Maret 2019	<ul style="list-style-type: none"> • GRADUATION
22 Maret 2019	<ul style="list-style-type: none"> • Libur
23 Maret 2019	<ul style="list-style-type: none"> • Libur
24 Maret 2019	<ul style="list-style-type: none"> • Libur
25 Maret 2019	<ul style="list-style-type: none"> • Libur
26 Maret 2019	<ul style="list-style-type: none"> • Libur
27 Maret 2019	<ul style="list-style-type: none"> • Acara penutupan program PPL-KKN Internasional Thailand di Songkhla

LAMPIRAN 2

DOKUMENTASI



Hari pertama di Mahad Islam School



Pengajian Merayakan Maulid Nabi



Kegiatan Rutin Setiap Pagi
(Upacara Bendera)





Scout Camp (Pramuka)



Upacara Peringatan Hari Ayah



Pertemuan Orang Tua Murid



Mahad Fair



Acara Kelulusan Siswa Siswi Kelas 3 dan 6

LAMPIRAN 3

**RENCANA PELAKSANAAN PEMBELAJARAN
(RPP)**

LESSON PLAN

School : Mahad Islam School
Teacher : Dian Ayu Larasati
Topic : Personal Possessions
Skills : Speaking and Writing
Aim : Students are able to classified the vocabularies of personal possessions to personal use and classroom use
Time : 40 minutes
Grade : 4 High School

Stages	Activities	Aids	Duration
Opening Aim : Raising students' interest in the lesson	Teacher: Say: "Hello good morning, how are you?" Student (s) : Work individually, follow teacher's instructions.		2 minutes
Presentation (Main activities) Aim: <ul style="list-style-type: none"> - Introducing the vocabularies about personal possession - Shows them how to pronounce the vocabularies well - Classify the 	Teacher: <ul style="list-style-type: none"> - Show the students how to say/ pronounce the vocabularies well one by one - Ask the students to classify the vocabularies into 2 (personal use and classroom use) - Ask students to come forward to write the classifying vocabularies in the white board Students: Work individually, follow Teacher's instruction.	Flash book, white board, marker	35 minutes

<p>vocabularies into 2 (personal use and classroom use)</p>			
<p>Closing Aim: Review the material, mentions the vocabularies one by one rightly and good pronounce</p>	<p>Teacher: Ask the students to mentions the vocabularies one by one together</p> <p>Students: Follow teacher's instructions</p>	<p>White board and Sheets</p>	<p>3 minutes</p>

Thailand, 27 November 2018

Tutor Teacher



Ms. Nurlailee Malik

Teacher



Dian Ayu Larasati

Director



Mrs. Hakimah Buci

LESSON PLAN

School : Mahad Islam School
Teacher : Dian Ayu Larasati
Topic : The Sentence
Skills : Writing
Aim : Students are able to understand the formula of sentence
Time : 40 minutes
Grade : 4 High School

Stages	Activities	Aids	Duration
Opening Aim : Raising students' interest in the lesson	Teacher: Say: "Hello good morning, how are you?" Student (s) : Work individually, follow teacher's instructions.		2 minutes
Presentation (Main activities) Aim: <ul style="list-style-type: none"> - Introducing the formula of sentence S + V + O - The students able to make a simple sentence 	Teacher: <ul style="list-style-type: none"> - Explain the formula of sentence and give the example - Ask some students to make and write a simple sentence on the white board - Ask all students to make 5 simple sentence Students: Work individually, follow Teacher's instruction.	Weaving it together book, white board, marker	35 minutes
Closing Aim:	Teacher:	White board and marker	3 minutes

Review the material	Ask the students to read the formula and the example of sentence together		
	Students: Follow teacher's instructions		

Thailand, 7 December
2018

Tutor Teacher



Ms. Nurialee Malik

Teacher



Dian Ayu Larasati

Director



Mrs. Hakimah Buci

LESSONS PLAN

School : Mahad Islam School
Teacher : Dian Ayu Larasati
Topic : Preposition
Skill : Writing
Aim : Students are able to use the preposition correctly
Time : 40 minutes
Level : Senior High School

Anticipated problem (s) and solution (s):

Students have had enough Vocabularies related to the preposition

Stages	Activities	Aids	Duration
Opening Aim : Raising students' interest in the lesson	Teacher: Bring picture in the laptop. Say: " Hello, good morning?" Ask the students to pronounce the tittle Student (s) : Work individually, follow teacher's instructions.	Laptop/ Slide, white board, and marker	2 minutes
Lead-in Aim: Checking students' level of understanding	Teacher: Ask the students to read the words in the slide Student (s): Work together with the whole class.	Laptop/ Slide	5 minutes
Presentation:	Teacher:	Laptop/ Slide	10 minutes

<p>Aim: Introducing new Target Language (TL); preposition</p>	<ul style="list-style-type: none"> - Explain the preposition in front of the class and practice it with the things of the class - Explain how to pronounce and placed the preposition through the slide and some things in the class <p>Students: Work together with the whole class.</p>		
<p>Controlled Practice: Aim: Give Students opportunity to practice under Teacher's controlled of the TL use.</p>	<p>Teacher: Ask the student one by one to follow the teacher how to pronounce the preposition.</p> <p>Students: Work individually follow Teacher's instruction.</p>	Laptop/ Slide, white board and marker	5 minutes
<p>Semi-Controlled Practice Give Students opportunity to practice with self autonomy with lesser Teacher's controlled of the TL use.</p>	<p>Teacher: Ask some students to guess the preposition that practiced by the teacher through the slide based on teacher's instruction then write it on the white board</p> <p>Students: Follow Teacher's instruction.</p>	White boards, marker	10 minutes
<p>Closing Aim: Get input of the acceptance level of the teaching learning process, material and real life practice.</p>	<p>Teacher: Ask the whole students about preposition that already learned, mention all of it.</p> <p>Students: Answer Teacher's questions.</p>	White board marker	3 minutes

Thailand, 12 February 2019

Tutor Teacher



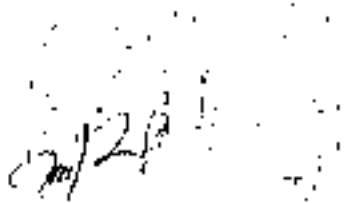
Ms. Nurhalice Malik

Teacher



Dian Ayu Larasati

Director



Mrs. Hukmah Buci

LESSON PLAN

School : Mahad Islam School
Teacher : Dian Ayu Larasati
Topic : Rooms and Furnitures
Skills : Speaking
Aim : Students are able to classified the vocabularies based on the place (rooms)
Time : 40 minutes
Grade : 4 High School

Stages	Activities	Aids	Duration
Opening Aim : Raising students' interest in the lesson	Teacher: Say: "Hello good morning, how are you?" Student (s) : Work individually, follow teacher's instructions.		2 minutes
Lead-in Aim: Checking students' level of understanding to follow teacher's instruction	Teacher: <ul style="list-style-type: none"> - Ask the students to make a group consist of 8-9 students - The teachers distribute sheets for all students Student (s): Make groups consist of 8-9 students, follow teacher's instruction	White board, marker, sheets with vocabularies about rooms and furniture	10 minutes
Presentation (Main)	Teacher:	Sheets, piece of	25 minutes

<p>activities) Aim:</p> <ul style="list-style-type: none"> - Introducing the vocabularies about rooms & furniture - Shows them how to pronounce the vocabularies well - Classify the vocabularies(furniture) based on the place (rooms) 	<ul style="list-style-type: none"> - Show the students how to say/ pronounce the vocabularies well one by one - Ask the students to discuss and classify the vocabularies of furniture to right rooms with their group. - The teacher prepare papers about vocabularies about furniture and students have to choose some of them for classified based on the right place(rooms) - Ask to each group for choose some members to come forward and sticks the papers(vocabularies about furniture) that already they choose in white board <p>Students: Work in group, follow Teacher's instruction.</p>	papers about the vocabularies, white board, marker	
<p>Closing Aim: Review the material, mentions the vocabularies one by one rightly and good pronounce</p>	<p>Teacher: Ask the students to mentions the vocabularies one by one together</p> <p>Students: Follow teacher's instructions</p>	White board and Sheets	3 minutes

Thailand, 12 February 2019

Tutor Teacher



Ms. Nurhalee Malik

Teacher



Dian Ayu Larasati

Director



Mrs. Hakimah Buci

LESSON PLAN

School : Mahad Islam School
Teacher : Dian Ayu Larasati
Topic : Part of Body
Skills : Speaking and Writing
Aim : Students are able to pronounce and write part of body well
Time : 40 minutes
Grade : High School 4

Stages	Activities	Aids	Duration
Opening Aim : Raising students' interest in the lesson	Teacher: Say: "Hello good morning, how are you?" Student (s) : Work individually, follow teacher's instructions.		2 minutes
Lead-in Aim: Checking students' level of understanding to follow teacher's instruction	Teacher: <ul style="list-style-type: none"> - Ask the students to make groups, group 1 consist of girls group 2 for boys - The teacher distribute note papers that already written with part of body for each groups Student (s): Make 2 groups , follow teacher's instruction	Note papers	10 minutes
Presentation (Main	Teacher:	Note papers	25 minutes

<p>activities) Aim:</p> <ul style="list-style-type: none"> - Introducing the vocabularies about part of body - Shows them how to pronounce the vocabularies well 	<ul style="list-style-type: none"> - Tell to students about rules of part of body games <p>Rules:</p> <ul style="list-style-type: none"> • One student from each group stand up in front of the class • For the other students, they have to put the note papers that already written with part of body vocabularies on her/his (students) body who stand up in front of the class one by one until the papers done. • The group that faster and have many right answer will win and got some gift from teacher <ul style="list-style-type: none"> - After the games done, teacher will check the answer from each groups and choose the winner - Ask the students to write the vocabularies on their notebooks. <p>Students: Work in group, follow Teacher's instruction.</p>		
<p>Closing Aim: Review the material, mentions the vocabularies one by one rightly and good pronounce</p>	<p>Teacher: Ask the students to mentions the vocabularies one by one together</p> <p>Students: Follow teacher's instructions</p>		3 minutes

Thailand, 1 Maret 2019

Tutor Teacher




Ms. Nurlaila Malik

Teacher



Dian Ayu Larasati

Director



Mrs. Hakimah Budi

LESSON PLAN

School : Mahad Islam School
Teacher : Dian Ayu Larasati
Topic : Numbers
Skill : SPEAKING
Aim : Students are able to mentions and count from number from 1 until 20 fluently
Time : 40 minutes
Level : Grade 5 Elementary School

Stages	Activities	Aids	Duration
Opening Aim : Raising students' interest in the lesson	Teacher: Say: "Hello good morning, how are you?" Student (s) : Work individually, follow teacher's instructions.		2 minutes
Lead-in Aim: Checking students' level of understanding	Teacher: Ask the students to count the numbers from 1-20 Student (s): Follow Teacher's instruction	Whiteboard and marker	5 minutes
Presentation (Main Activities): Aim: Introducing the numbers (from 1 until 20)	Teacher: -Write the numbers (1-20) on the whiteboard with count the numbers together -Ask the students to write the Numbers on their	Whiteboard and marker	15 minutes

	English notebook Students: Work individually, follow Teacher's instruction.		
Controlled Practice: Aim: Give Students opportunity to practice under Teacher's controlled.	Teacher: The teacher choosing the numbers randomly and ask the students to answer it together. Students: Follow Teacher's instruction.	Whiteboard and Marker	5 minutes
Semi-Controlled Practice Give Students opportunity to practice one by one with Teacher's controlled. .	Teacher: Ask the students to come forward and ask them to guess the letters of Alphabet that the teacher shows randomly. Students: Follow Teacher's instruction.	Marker	10 minutes
Closing Aim: Review the material.	Teacher: Ask the students to count and mentions the numbers together and loudly Students: Follow Teacher's instruction.	White board marker	3 minutes

Thailand, 19 November 2018

Tutor Teacher



Ms. Nurlailee Malik

Teacher



Dian Ayu Larasati

Director



Mrs. Hakimah Buci



LESSON PLAN

School : Mahad Islam School
Teacher : Dian Ayu Larasati
Topic : Part of Body
Skill : SPEAKING AND WRITING
Aim : Students are able to recognize and write the name of Part of Body
Time : 40 minutes
Level : Grade 5 Elementary School

Stages	Activities	Aids	Duration
Opening Aim : Raising students' interest in the lesson	Teacher: Say: "Hello good morning, how are you?" Student (s) : Work individually, follow teacher's instructions.		2 minutes
Lead-in Aim: Checking students' level of understanding	Teacher: Ask the students about Part of Body by touch some part of body Student (s): Answer teacher's question	Marker	5 minutes
Presentation (Main Activities): Aim: Introducing the name of Part	Teacher: -Ask students to sing Part of Body song together -Ask the students to draw and write the name of Part of Body	White board and marker	20 minutes

of Body by touch some part of body (head, shoulder, knees, toes, etc)	Students: Work individually, follow Teacher's instruction.		
Controlled Practice: Aim: Give Students opportunity to practice under Teacher's controlled.	Teacher: The teacher ask students to sing Part of Body song together and loudly Students: Follow Teacher's instruction.	White board and marker	5 minutes
Semi-Controlled Practice Give Students opportunity to practice one by one with Teacher's controlled. .	Teacher: Ask some students to come forward and ask them to sing Part of Body song in front of the class Students: Follow Teacher's instruction and work individually	White board and marker	5 minutes
Closing Aim: Review the material.	Teacher: The teacher ask students to sing Part of Body song together and loudly Students: Follow Teacher's instruction.	White board and marker	3 minutes

Thailand, 26 November 2018

Tutor Teacher



Ms. Nurlailee Malik

Teacher



Dian Ayu Larasati

Director



Mrs. Hakimah Buci

LESSON PLAN

School : Mahad Islam School
Teacher : Dian Ayu Larasati
Topic : Things in the Classroom
Skill : SPEAKING AND WRITING
Aim : Students are able to recognize and write the name of things in the classroom
Time : 40 minutes
Level : Grade 5 Elementary School

Stages	Activities	Aids	Duration
Opening Aim : Raising students' interest in the lesson	Teacher: Say: "Hello good morning, how are you?" Student (s) : Work individually, follow teacher's instructions.		2 minutes
Lead-in Aim: Checking students' level of understanding	Teacher: Ask the students about Things in the classroom by show students example of things in the classroom (book) Student (s): Answer teacher's question	Things in the classroom	2 minutes
Presentation (Main Activities): Aim:	Teacher: -Show the thing in the classroom to students one by one and then ask the students write and draw it	Things in the classroom	18 minutes

Introducing things in the classroom use things around students	<p>on their notebook</p> <p>-Ask students to coloring it in their notebook</p> <p>Students: Work individually, follow Teacher's instruction.</p>		
<p>Controlled Practice:</p> <p>Aim: Give Students opportunity to practice under Teacher's controlled.</p>	<p>Teacher:</p> <p>-Ask students to close their notebooks</p> <p>-The teacher choosing things in the classroom randomly and ask the students to answer it together.</p> <p>Students: Follow Teacher's instruction,</p>	Things in the classroom	5 minutes
<p>Semi-Controlled Practice</p> <p>Give Students opportunity to practice one by one with Teacher's controlled. .</p>	<p>Teachers:</p> <p>Ask some students to come forward and ask them to guess and write down the name of things in the classroom that teacher already choose on the white board</p> <p>Students: Follow Teacher's instruction.</p>	Whiteboard, marker and things in the classroom	10 minutes
<p>Closing</p> <p>Aim: Review the material.</p>	<p>Teachers:</p> <p>Ask the students to mentions the things in the classroom that they already learn together one by</p>		3 minutes

	one		
	Students: Follow Teacher's instruction.		

Thailand, 6 December 2018

Tutor Teacher




Ms. Nurhalice Malik

Teacher



Dian Ayu Larasati

Director



Mrs. Hekmah Buel

LESSON PLAN

School : Mahad Islam School
Teacher : Dian Ayu Larasati
Topic : Part of Tree
Skill : SPEAKING AND WRITING
Aim : Students are able to mentions and write the part of tree
Time : 40 minutes
Level : Grade 5 Elementary School

Stages	Activities	Aids	Duration
Opening Aim : Raising students' interest in the lesson	Teacher: Say: "Hello good morning, how are you?" Student (s) : Work individually, follow teacher's instructions.		2 minutes
Lead-in Aim: Checking students' level of understanding	Teacher: Ask the students about tree by draw a tree on the white board Student (s): Follow Teacher's instruction	Whiteboard and marker	5 minutes
Presentation (Main Activities): Aim: Introducing the part of tree by	Teacher: -Draw a tree on the white board and mentions part of tree	Whiteboard and marker	15 minutes

draw a tree on the white board	-Ask the students to write, draw and coloring part of tree on their English notebook Students: Work individually, follow Teacher's instruction.		
Controlled Practice: Aim: Give Students opportunity to practice under Teacher's controlled.	Teacher: The teacher point toward part of tree use marker randomly and ask the students to answer it together. Students: Follow Teacher's instruction.	Whiteboard and Marker	5 minutes
Semi-Controlled Practice Give Students opportunity to practice one by one with Teacher's controlled .	Teacher: -Teachers erased the part of tree on the white board -Ask some students to come forward ask them to redraw the part of tree and the others complete it. Students: Follow Teacher's instruction.	Whiteboard and Marker	10 minutes
Closing Aim: Review the material	Teacher: Ask the students to mentions the part of tree together and loudly Students:	White board marker	3 minutes

	Follow Teacher's instruction.		
--	-------------------------------	--	--

Thailand, 24 December 2018.

Tutor Teacher



Ms. Nurlailee Malik

Teacher



Dian Ayu Larasati

Director



Mrs. Hakimah Buel

LESSON PLAN

School : Mahad Islam School
Teacher : Dian Ayu Larasati
Topic : Math in English
Skill : SPEAKING
Aim : Students are able to count and know about math in English
Time : 40 minutes
Level : Grade 5 Elementary School

Stages	Activities	Aids	Duration
Opening Aim : Raising students' interest in the lesson	Teacher: Say: "Hello good morning, how are you?" Student (s) : Work individually, follow teacher's instructions.		2 minutes
Lead-in Aim: Checking students' level of understanding	Teacher: Ask the students about math by write some math symbol on the white board such as plus (+), minus (-), equal (=) Student (s): Follow Teacher's instruction	Whiteboard and marker	5 minutes
Presentation (Main Activities): Aim:	Teacher: -Write some math symbol on the white board such as plus (+), minus (-), equal (=)	Whiteboard and marker	15 minutes

<p>Introducing students about math by write some math symbol on the white board such as plus (+), minus (-), equal (=)</p>	<p>-Give some example to students</p> <p>4 + 6 = 10 (four plus six equal ten)</p> <p>-Ask the students to write it on their English notebook</p> <p>Students: Work individually, follow Teacher's instruction.</p>		
<p>Controlled Practice: Aim: Give Students opportunity to practice under Teacher's controlled.</p>	<p>Teacher: The teacher ask students to read the example of math in English on the white board together</p> <p>Students: Follow Teacher's instruction.</p>	<p>Whiteboard and Marker</p>	<p>5 minutes</p>
<p>Semi-Controlled Practice Give Students opportunity to practice one by one with Teacher's controlled. .</p>	<p>Teacher: -The teacher give some question about math in English -Ask some students to answer the questions with rewrite with alphabets</p> <p>Example: Question : 5 - 2 = 3 Answer : Five minus two equal three</p> <p>Students: Follow Teacher's instruction.</p>	<p>Whiteboard and Marker</p>	<p>10 minutes</p>

Closing Aim: Review the material.	Teacher: Ask the students to read the questions that answered by some students together and loudly Students: Follow Teacher's instruction.	White board marker	3 minutes
---	---	--------------------	-----------

Thailand, 21 January 2019

Tutor Teacher



Ms. Nurlailee Malik

Teacher



Dian Ayu Larasati

Director



Mrs. Hakimah Buel

LESSON PLAN

School : Mahad Islam School
Teacher : Dian Ayu Larasati
Topic : Daily Activities
Skill : SPEAKING AND WRITING
Aim : Students are able to recognize and know about daily activities
Time : 40 minutes
Level : Grade 5 Elementary School

Stages	Activities	Aids	Duration
Opening Aim : Raising students' interest in the lesson	Teacher: Say: "Hello good morning, how are you?" Student (s) : Work individually, follow teacher's instructions.		2 minutes
Lead-in Aim: Checking students' level of understanding	Teacher: Ask the students about daily activities by shows to the student pictures of daily activities such as cook, read, wash etc. Student (s): Answer teacher's question	Picture of daily activities	5 minutes
Presentation (Main Activities): Aim:	Teacher: -Put the pictures of daily activities on the white board and ask students to guess what the name of	Picture of daily activities	15 minutes

<p>Introducing daily activities by shows to the student pictures of daily activities</p>	<p>activities based on the pictures -Teacher write the name of activities in the below of pictures -Ask students to write on their notebook</p> <p>Students: Work individually, follow Teacher's instruction.</p>		
<p>Controlled Practice: Aim: Give Students opportunity to practice under Teacher's controlled.</p>	<p>Teacher: -Ask students to close their notebooks and erased the name of activities -The teacher choosing the pictures randomly and ask the students to answer it together.</p> <p>Students: Follow Teacher's instruction.</p>	<p>Picture of daily activities, white board and marker</p>	<p>5 minutes</p>
<p>Semi-Controlled Practice Give Students opportunity to practice one by one with Teacher's controlled. .</p>	<p>Teacher: Ask some students to come forward and ask them to guess and write down the name of daily activities that teacher already choose on the white board</p> <p>Students: Follow Teacher's instruction.</p>	<p>Picture of daily activities, white board and marker</p>	<p>10 minutes</p>
<p>Closing Aim:</p>	<p>Teacher:</p>		<p>3 minutes</p>

Review the material.	Ask the students to mentions the daily activities that they already learn together one by one Students: Follow Teacher's instruction.		
----------------------	--	--	--

Thailand, 18 February 2019

Tutor Teacher



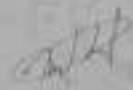
Ms. Nurlailee Malik

Teacher



Dian Ayu Larasati

Director



Mrs. Hakimah Buci

LESSON PLAN

School : Mahad Islam School
Teacher : Dian Ayn Larasati
Topic : Alphabets
Skill : SPEAKING
Aim : Students are able to name the letters of the alphabet when the letters are written or sounded out to them
Time : 40 minutes
Level : Grade 4 Elementary School

Stages	Activities	Aids	Duration
Opening Aim : Raising students' interest in the lesson	Teacher: Say: "Hello good morning, how are you?" Student (s) : Work individually, follow teacher's instructions.		2 minutes
Lead-in Aim: Checking students' level of understanding	Teacher: Ask the students about alphabets by mention some letters of Alphabets Student (s): Answer teacher's question	Whiteboard and marker	5 minutes
Presentation (Main Activities): Aim:	Teacher: Write the letters of Alphabet on the whiteboard with sing an alphabets song and ask the students to	Whiteboard and marker	15 minutes

Introducing the letters of Alphabet	write the Alphabet on their English notebook Students: Work individually, follow Teacher's instruction.		
Controlled Practice: Aim: Give Students opportunity to practice under Teacher's controlled.	Teacher: The teacher choosing some letters of Alphabets randomly and ask the students to answer it. Students: Follow Teacher's instruction.	Whiteboard and Marker	5 minutes
Semi-Controlled Practice Give Students opportunity to practice one by one with Teacher's controlled. .	Teacher: Ask the students to come forward and ask them to guess the letters of Alphabet that the teacher shows randomly. Students: Follow Teacher's instruction.	Marker	10 minutes
Closing Aim: Review the material.	Teacher: Ask the students to sing an Alphabets song together Students: Follow Teacher's instruction.	White board marker	3 minutes

Thailand, 19 November 2018

Tutor Teacher



Ms. Nurlalée Malik

Teacher



Dian Ayu Larasati

Director



Mrs. Hakimah Bucl

LESSON PLAN

School : Mahad Islam School
Teacher : Dian Ayu Larasati
Topic : Numbers
Skill : SPEAKING
Aim : Students are able to mentions and count from number from 1 until 15 fluently
Time : 40 minutes
Level : Grade 4 Elementary School

Stages	Activities	Aids	Duration
Opening Aim : Raising students' interest in the lesson	Teacher: Say: "Hello good morning, how are you?" Student (s) : Work individually, follow teacher's instructions.		2 minutes
Lead-in Aim: Checking students' level of understanding	Teacher: Ask the students to count the numbers from 1-15 Student (s): Follow Teacher's instruction	Whiteboard and marker	5 minutes
Presentation (Main Activities): Aim: Introducing the numbers (from 1 until 15)	Teacher: -Write the numbers (1-15) on the whiteboard with count the numbers together -Ask the students to write the Numbers on their	Whiteboard and marker	15 minutes

	English notebook Students: Work individually, follow Teacher's instruction.		
Controlled Practice: Aim: Give Students opportunity to practice under Teacher's controlled.	Teacher: The teacher choosing the numbers randomly and ask the students to answer it together. Students: Follow Teacher's instruction.	Whiteboard and Marker	5 minutes
Semi-Controlled Practice Give Students opportunity to practice one by one with Teacher's controlled. .	Teacher: Ask the students to come forward and ask them to guess the letters of Alphabet that the teacher shows randomly. Students: Follow Teacher's instruction.	Marker	10 minutes
Closing Aim: Review the material.	Teacher: Ask the students to count and mentions the numbers together and loudly Students: Follow Teacher's instruction.	White board marker	3 minutes

Thailand, 26 November 2018.

Tutor Teacher



Ms. Nurlaillee Malik

Teacher



Dian Ayu Larasati

Director



Mrs. Hakimah Bucl

LESSON PLAN

School : Mahad Islam School
Teacher : Dian Ayu Larasati
Topic : Things in the Classroom
Skill : SPEAKING AND WRITING
Aim : Students are able to recognize and write the colors in English
Time : 40 minutes
Level : Grade 4 Elementary School

Stages	Activities	Aids	Duration
Opening Aim : Raising students' interest in the lesson	Teacher: Say: "Hello good morning, how are you?" Student (s) : Work individually, follow teacher's instructions.		2 minutes
Lead-in Aim: Checking students' level of understanding	Teacher: Ask the students about Things in the classroom by show students example of things in the classroom (book) Student (s): Answer teacher's question	Things in the classroom	2 minutes
Presentation (Main Activities): Aim:	Teacher: -Show the thing in the classroom to students one by one and then ask the students write and draw it	Things in the classroom	18 minutes

<p>Introducing things in the classroom use things around students</p>	<p>on their notebook</p> <p>-Ask students to coloring it in their notebook</p> <p>Students: Work individually, follow Teacher's instruction.</p>		
<p>Controlled Practice: Aim: Give Students opportunity to practice under Teacher's controlled.</p>	<p>Teacher: -Ask students to close their notebooks -The teacher choosing things in the classroom randomly and ask the students to answer it together.</p> <p>Students: Follow Teacher's instruction.</p>	<p>Things in the classroom</p>	<p>5 minutes</p>
<p>Semi-Controlled Practice Give Students opportunity to practice one by one with Teacher's controlled. .</p>	<p>Teacher: Ask some students to come forward and ask them to guess and write down the name of things in the classroom that teacher already choose on the white board</p> <p>Students: Follow Teacher's instruction.</p>	<p>Whiteboard, marker and things in the classroom</p>	<p>10 minutes</p>
<p>Closing Aim: Review the material.</p>	<p>Teacher: Ask the students to mentions the things in the classroom that they already learn together one by</p>		<p>3 minutes</p>

	one		
	Students: Follow Teacher's instruction.		

Thailand, 24 December 2018

Tutor Teacher



Ms. Nurlaila Malik

Teacher



Dian Ayu Larasati

Director



Mrs. Hakimah Bucu

LESSON PLAN

School : Mahad Islam School
Teacher : Dian Ayu Larasati
Topic : Part of Tree
Skill : SPEAKING AND WRITING
Aim : Students are able to mentions and write the part of tree
Time : 40 minutes
Level : Grade 4 Elementary School

Stages	Activities	Aids	Duration
Opening Aim : Raising students' interest in the lesson	Teacher: Say: "Hello good morning, how are you?" Student (s) : Work individually, follow teacher's instructions.		2 minutes
Lead-in Aim: Checking students' level of understanding	Teacher: Ask the students about tree by draw a tree on the white board Student (s): Follow Teacher's instruction	Whiteboard and marker	5 minutes
Presentation (Main Activities): Aim: Introducing the part of tree by	Teacher: -Draw a tree on the white board and mentions part of tree	Whiteboard and marker	15 minutes

draw a tree on the white board	-Ask the students to write, draw and coloring part of tree on their English notebook Students: Work individually, follow Teacher's instruction.		
Controlled Practice: Aim: Give Students opportunity to practice under Teacher's controlled.	Teacher: The teacher point toward part of tree use marker randomly and ask the students to answer it together. Students: Follow Teacher's instruction.	Whiteboard and Marker	5 minutes
Semi-Controlled Practice Give Students opportunity to practice one by one with Teacher's controlled. .	Teacher: -Teachers erased the part of tree on the white board -Ask some students to come forward ask them to redraw the part of tree and the others complete it. Students: Follow Teacher's instruction.	Whiteboard and Marker	10 minutes
Closing Aim: Review the material.	Teacher: Ask the students to mentions the part of tree together and loudly Students:	White board marker	3 minutes

Follow Teacher's instruction.

Thailand, 21 January 2019

Tutor Teacher



Ms. Nurlaltec Malik

Teacher



Dian Ayu Larasati

Director



Mrs. Hakimah Buci

LESSON PLAN

School : Mahad Islam School
Teacher : Dian Ayu Larasati
Topic : Math in English
Skill : SPEAKING
Aim : Students are able to count and know about math in English
Time : 40 minutes
Level : Grade 4 Elementary School

Stages	Activities	Aids	Duration
Opening Aim : Raising students' interest in the lesson	Teacher: Say: "Hello good morning, how are you?" Student (s) : Work individually, follow teacher's instructions.		2 minutes
Lead-in Aim: Checking students' level of understanding	Teacher: Ask the students about math by write some math symbol on the white board such as plus (+), minus (-), equal (=) Student (s): Follow Teacher's instruction	Whiteboard and marker	5 minutes
Presentation (Main Activities): Aim:	Teacher: -Write some math symbol on the white board such as plus (+), minus (-), equal (=)	Whiteboard and marker	15 minutes

<p>Introducing students about math by write some math symbol on the white board such as plus (+), minus (-), equal (=)</p>	<p>-Give some example to students</p> <p>4 + 6 = 10 (four plus six equal ten)</p> <p>-Ask the students to write it on their English notebook</p> <p>Students: Work individually, follow Teacher's instruction.</p>		
<p>Controlled Practice: Aim: Give Students opportunity to practice under Teacher's controlled.</p>	<p>Teacher: The teacher ask students to read the example of math in English on the white board together</p> <p>Students: Follow Teacher's instruction.</p>	<p>Whiteboard and Marker</p>	<p>5 minutes</p>
<p>Semi-Controlled Practice Give Students opportunity to practice one by one with Teacher's controlled. .</p>	<p>Teacher: -The teacher give some question about math in English -Ask some students to answer the questions with rewrite with alphabets</p> <p>Example: Question : 5 - 2 = 3 Answer : Five minus two equal three</p> <p>Students: Follow Teacher's instruction.</p>	<p>Whiteboard and Marker</p>	<p>10 minutes</p>

Closing Aim: Review the material.	Teacher: Ask the students to read the questions that answered by some students together and loudly Students: Follow Teacher's instruction.	White board marker	3 minutes
---	---	--------------------	-----------

Thailand, 28 January 2019

Tutor Teacher



Ms. Nurtalee Malik

Teacher



Dian Ayu Larasati

Director



Mrs. Hakimah Bucl

LESSON PLAN

School : Mahad Islam School
Teacher : Dian Ayu Larumti
Topic : Alphabets
Skill : SPEAKING
Aim : Students are able to name the letters of the alphabet when the letters are written or sounded out to them
Time : 40 minutes
Level : Grade 3 Elementary School

Stages	Activities	Aids	Duration
Opening Aim : Raising students' interest in the lesson	Teacher: Say: "Hello good morning, how are you?" Student (s) : Work individually, follow teacher's instructions.		2 minutes
Lead-in Aim: Checking students' level of understanding	Teacher: Ask the students about alphabets by mention some letters of Alphabets Student (s): Answer teacher's question	Whiteboard and marker	5 minutes
Presentation (Main Activities): Aim:	Teacher: Write the letters of Alphabet on the whiteboard with sing an alphabets song and ask the students to	Whiteboard and marker	15 minutes

<p><i>Introducing the letters of Alphabet</i></p>	<p>write the Alphabet on their English notebook</p> <p>Students: Work individually, follow Teacher's instruction.</p>		
<p>Controlled Practice: Aim: Give Students opportunity to practice under Teacher's controlled.</p>	<p>Teacher: The teacher choosing some letters of Alphabets randomly and ask the students to answer it.</p> <p>Students: Follow Teacher's instruction.</p>	<p>Whiteboard and Marker</p>	<p>5 minutes</p>
<p>Semi-Controlled Practice Give Students opportunity to practice one by one with Teacher's controlled.</p>	<p>Teacher: Ask the students to come forward and ask them to guess the letters of Alphabet that the teacher shows randomly.</p> <p>Students: Follow Teacher's instruction.</p>	<p>Marker</p>	<p>10 minutes</p>
<p>Closing Aim: Review the material.</p>	<p>Teacher: Ask the students to sing an Alphabets song together</p> <p>Students: Follow Teacher's instruction.</p>	<p>White board marker</p>	<p>3 minutes</p>

Thailand, 15 November 2018

Tutor Teacher




Ms. Nurtahee Malik

Teacher



Dian Ayu Larasati

Director



Mrs. Haidmah Buci

LESSON PLAN

School : Mahad Islam School
Teacher : Dian Ayu Larasati
Topic : Numbers
Skill : SPEAKING
Aim : Students are able to mentions and count from number from 1 until 15 fluently
Time : 40 minutes
Level : Grade 3 Elementary School

Stages	Activities	Aids	Duration
Opening Aim : Raising students' interest in the lesson	Teacher: Say: "Hello good morning, how are you?" Student (s) : Work individually, follow teacher's instructions.		2 minutes
Lead-in Aim: Checking students' level of understanding	Teacher: Ask the students to count the numbers from 1-15 Student (s): Follow Teacher's instruction	Whiteboard and marker	5 minutes
Presentation (Main Activities): Aim: Introducing the numbers (from 1 until 15)	Teacher: -Write the numbers (1-15) on the whiteboard with count the numbers together -Ask the students to write the Numbers on their	Whiteboard and marker	15 minutes

	English notebook Students: Work individually, follow Teacher's instruction.		
Controlled Practice: Aim: Give Students opportunity to practice under Teacher's controlled.	Teacher: The teacher choosing the numbers randomly and ask the students to answer it together. Students: Follow Teacher's instruction.	Whiteboard and Marker	5 minutes
Semi-Controlled Practice Give Students opportunity to practice one by one with Teacher's controlled. .	Teacher: Ask the students to come forward and ask them to guess the letters of Alphabet that the teacher shows randomly. Students: Follow Teacher's instruction.	Marker	10 minutes
Closing Aim: Review the material.	Teacher: Ask the students to count and mentions the numbers together and loudly Students: Follow Teacher's instruction.	White board marker	3 minutes

Thailand, 22 November 2018

Tutor Teacher



Ms. Nurlailee Malik

Teacher



Dian Ayu Larasati

Director



Mrs. Hakimah Buel

LESSON PLAN

School : Mahad Islam School
Teacher : Dian Ayu Larasati
Topic : Part of Body
Skill : SPEAKING AND WRITING
Aim : Students are able to recognize and write the name of Part of Body
Time : 40 minutes
Level : Grade 3 Elementary School

Stages	Activities	Aids	Duration
Opening Aim : Raising students' interest in the lesson	Teacher: Say: "Hello good morning, how are you?" Student (s) : Work individually, follow teacher's instructions.		2 minutes
Lead-in Aim: Checking students' level of understanding	Teacher: Ask the students about Part of Body by touch some part of body Student (s): Answer teacher's question	Marker	5 minutes
Presentation (Main Activities): Aim: Introducing the name of Part	Teacher: -Ask students to sing Part of Body song together -Ask the students to draw and write the name of Part of Body	White board and marker	20 minutes

<p><i>of Body by touch some part of body (head, shoulder, knees, toes, etc)</i></p>	<p>Students: Work individually, follow Teacher's instruction.</p>		
<p>Controlled Practice: Aim: Give Students opportunity to practice under Teacher's controlled.</p>	<p>Teacher: The teacher ask students to sing Part of Body song together and loudly</p> <p>Students: Follow Teacher's instruction.</p>	<p>White board and marker</p>	<p>5 minutes</p>
<p>Semi-Controlled Practice Give Students opportunity to practice one by one with Teacher's controlled .</p>	<p>Teacher: Ask some students to come forward and ask them to sing Part of Body song in front of the class</p> <p>Students: Follow Teacher's instruction and work individually</p>	<p>White board and marker</p>	<p>5 minutes</p>
<p>Closing Aim: Review the material.</p>	<p>Teacher: The teacher ask students to sing Part of Body song together and loudly</p> <p>Students: Follow Teacher's instruction.</p>	<p>White board and marker</p>	<p>3 minutes</p>

Thailand, 29 November 2018

Tutor Teacher



Ms. Nurlailee Malik

Teacher



Dian Ayu Larasati

Director



Mrs. Hakimah Buci

LESSON PLAN

School : Mahad Islam School
Teacher : Dian Ayu Larasati
Topic : Things in the Classroom
Skill : SPEAKING AND WRITING
Aim : Students are able to recognize and write the name of things in the classroom
Time : 40 minutes
Level : Grade 5 Elementary School

Stages	Activities	Aids	Duration
Opening Aim : Raising students' interest in the lesson	Teacher: Say: "Hello good morning, how are you?" Student (s) : Work individually, follow teacher's instructions.		2 minutes
Lead-in Aim: Checking students' level of understanding	Teacher: Ask the students about Things in the classroom by show students example of things in the classroom (book) Student (s): Answer teacher's question	Things in the classroom	2 minutes
Presentation (Main Activities): Aim:	Teacher: -Show the thing in the classroom to students one by one and then ask the students write and draw it	Things in the classroom	18 minutes

<p>Introducing things in the classroom use things around students</p>	<p>on their notebook</p> <p>-Ask students to coloring it in their notebook</p> <p>Students: Work individually, follow Teacher's instruction.</p>		
<p>Controlled Practice: Aim: Give Students opportunity to practice under Teacher's controlled.</p>	<p>Teacher: -Ask students to close their notebooks -The teacher choosing things in the classroom randomly and ask the students to answer it together.</p> <p>Students: Follow Teacher's instruction.</p>	<p>Things in the classroom</p>	<p>5 minutes</p>
<p>Semi-Controlled Practice Give Students opportunity to practice one by one with Teacher's controlled. .</p>	<p>Teacher: Ask some students to come forward and ask them to guess and write down the name of things in the classroom that teacher already choose on the white board</p> <p>Students: Follow Teacher's instruction.</p>	<p>Whiteboard, marker and things in the classroom</p>	<p>10 minutes</p>
<p>Closing Aim: Review the material.</p>	<p>Teacher: Ask the students to mentions the things in the classroom that they already learn together one by</p>		<p>3 minutes</p>

one

Students:
Follow Teacher's instruction.

Thailand, 6 December 2018

Tutor Teacher



Ms. Nurtailee Malik

Teacher



Dian Ayu Larasati

Director



Mrs. Hakimah Buci

LESSON PLAN

School : Mahad Islam School
Teacher : Dian Ayu Larasati
Topic : Shapes
Skill : SPEAKING AND WRITING
Aim : Students are able to recognize and write the name of shapes in English well.
Time : 40 minutes
Level : Grade 3 Elementary School

Stages	Activities	Aids	Duration
Opening Aim : Raising students' interest in the lesson	Teacher: Say: "Hello good morning, how are you?" Student (s) : Work individually, follow teacher's instructions.		2 minutes
Lead-in Aim: Checking students' level of understanding	Teacher: Ask the students about shapes by show the students card of shapes Student (s): Answer teacher's question	Card of shapes	5 minutes
Presentation (Main Activities): Aim: Introducing kinds of shape use	Teacher: -Show the card of shapes to students with mention and put the card on the white board	Whiteboard, marker and card of shapes	15 minutes

card (circle, triangle, rectangle, square, oval, etc)	-Ask the students to draw and write the shapes on their English notebook Students: Work individually, follow Teacher's instruction.		
Controlled Practice: Aim: Give Students opportunity to practice under Teacher's controlled.	Teacher: The teacher take off the cards and show it to students randomly and ask them to say what the name of the shapes together Students: Follow Teacher's instruction.	Card of shapes	5 minutes
Semi-Controlled Practice Give Students opportunity to practice one by one with Teacher's controlled. .	Teacher: Ask the students to come forward and ask them to guess the name of shapes that teacher shows randomly. Students: Follow Teacher's instruction.	Card of shapes	10 minutes
Closing Aim: Review the material.	Teacher: Ask the students to mentions the name of shapes together and loudly	Card of shapes	3 minutes

	Students: Follow Teacher's instruction.		
--	---	--	--

Thailand, 20 December 2018

Tutor Teacher



Ms. Nurlailee Malik

Teacher



Dian Ayu Larasati

Director



Mrs. Hakimah Buci

LESSON PLAN

School : Mahad Islam School
Teacher : Dian Ayu Larasati
Topic : Part of Tree
Skill : SPEAKING AND WRITING
Aim : Students are able to mentions and write the part of tree
Time : 40 minutes
Level : Grade 3 Elementary School

Stages	Activities	Aids	Duration
Opening Aim : Raising students' interest in the lesson	Teacher: Say: "Hello good morning, how are you?" Student (s) : Work individually, follow teacher's instructions.		2 minutes
Lead-in Aim: Checking students' level of understanding	Teacher: Ask the students about tree by draw a tree on the white board Student (s): Follow Teacher's instruction	Whiteboard and marker	5 minutes
Presentation (Main Activities): Aim: Introducing the part of tree by	Teacher: -Draw a tree on the white board and mentions part of tree	Whiteboard and marker	15 minutes

<i>draw a tree on the white board</i>	<p>•Ask the students to write, draw and coloring part of tree on their English notebook</p> <p>Students: Work individually, follow Teacher's instruction.</p>		
<p>Controlled Practice: Aim: Give Students opportunity to practice under Teacher's controlled.</p>	<p>Teacher: The teacher point toward part of tree use marker randomly and ask the students to answer it together.</p> <p>Students: Follow Teacher's instruction.</p>	Whiteboard and Marker	5 minutes
<p>Semi-Controlled Practice Give Students opportunity to practice one by one with Teacher's controlled. .</p>	<p>Teacher: -Teachers erased the part of tree on the white board -Ask some students to come forward ask them to redraw the part of tree and the others complete it.</p> <p>Students: Follow Teacher's instruction.</p>	Whiteboard and Marker	10 minutes
<p>Closing Aim: Review the material.</p>	<p>Teacher: Ask the students to mentions the part of tree together and loudly</p> <p>Students:</p>	White board marker	3 minutes

Follow Teacher's instruction.

Thailand, 27 December 2018

Tutor Teacher



Ms. Nurlailee Malik

Teacher



Dian Ayu Larasati

Director



Mrs. Hakimah Buci

LESSON PLAN

School : Mahad Islam School
Teacher : Dian Ayu LBRASATI
Topic : Math in English
Skill : SPEAKING
Aim : Students are able to count and know about math in English
Time : 40 minutes
Level : Grade 3 Elementary School

Stages	Activities	Aids	Duration
Opening Aim : Raising students' interest in the lesson	Teacher: Say: "Hello good morning, how are you?" Student (s) : Work individually, follow teacher's instructions.		2 minutes
Lead-in Aim: Checking students' level of understanding	Teacher: Ask the students about math by write some math symbol on the white board such as plus (+), minus (-), equal (=) Student (s): Follow Teacher's instruction	Whiteboard and marker	5 minutes
Presentation (Main Activities): Aim:	Teacher: -Write some math symbol on the white board such as plus (+), minus (-), equal (=)	Whiteboard and marker	15 minutes

<p><i>Introducing students about math by write some math symbol on the white board such as plus (+), minus (-), equal (=)</i></p>	<p><i>-Give some example to students</i></p> <p>4 + 6 = 10 (four plus six equal ten)</p> <p><i>-Ask the students to write it on their English notebook</i></p> <p>Students: Work individually, follow Teacher's instruction.</p>		
<p>Controlled Practice: Aim: Give Students opportunity to practice under Teacher's controlled.</p>	<p>Teacher: The teacher ask students to read the example of math in English on the white board together</p> <p>Students: Follow Teacher's instruction.</p>	<p>Whiteboard and Marker</p>	<p>5 minutes</p>
<p>Semi-Controlled Practice Give Students opportunity to practice one by one with Teacher's controlled.</p>	<p>Teacher: -The teacher give some question about math in English -Ask some students to answer the questions with rewrite with alphabets</p> <p>Example: Question : 5 - 2 = 3 Answer : Five minus two equal three</p> <p>Students: Follow Teacher's instruction.</p>	<p>Whiteboard and Marker</p>	<p>10 minutes</p>

<p>Closing Aim: Review the material.</p>	<p>Teacher:- Ask the students to read the questions that answered by some students together and loudly</p> <p>Students: Follow Teacher's instruction.</p>	White board marker	3 minutes
--	---	--------------------	-----------

Thailand, 31 January 2019

Tutor Teacher



Ms. Nurtalle Malik

Teacher



Dian Ayu Larasati

Director



Mrs. Hakimah Buci

LESSON PLAN

School : Mahad Islam School
Teacher : Dian Ayu Larasati
Topic : Tell of Time
Skill : SPEAKING
Aim : Students are able to tell about the time
Time : 40 minutes
Level : Grade 3 Elementary School

Stages	Activities	Aids	Duration
Opening Aim : Raising students' interest in the lesson	Teacher: Say: "Hello good morning, how are you?" Student (s) : Work individually, follow teacher's instructions.		2 minutes
Lead-in Aim: Checking students' level of understanding	Teacher: Ask the students about time with shows them a paper watch Student (s): Answer Teacher's question	Paper watch	5 minutes
Presentation (Main Activities): Aim: Introducing about time tell to	Teacher: -Put the paper watch on the white board, move the hand of watch and ask to students "What time is it?" "it's ... o'clock"	Whiteboard, marker and pictures of watch	15 minutes

students how to tell the time	-Ask the students to follow Students: Follow Teacher's instruction.		
Controlled Practice: Aim: Give Students opportunity to practice under Teacher's controlled.	Teacher: -Give some example about tell of time It is five o'clock The teacher ask some students to write the example of the material Students: Follow Teacher's instruction.	Whiteboard, marker	5 minutes
Semi-Controlled Practice Give Students opportunity to practice one by one with Teacher's controlled. .	Teacher: Ask some students to come forward and ask them to read the time based on the paper watch that teacher already makes. Students: Follow Teacher's instruction.	Whiteboard, marker and paper watch	10 minutes
Closing Aim: Review the material.	Teacher: Ask the students to read the time that teacher make use paper watch together and loudly	Whiteboard, marker and paper watch	3 minutes

	Students: Follow Teacher's instruction.		
--	---	--	--

Thailand, 21 February 2019

Tutor Teacher



Ms. Nuriailee Malik

Teacher



Dian Ayu Larasati

Director



Mrs. Hakimah Buci

LESSON PLAN

School : Mahad Islam School
Teacher : Dian Ayu Larasati
Topic : Alphabets
Skill : SPEAKING
Aim : Students are able to name the letters of the alphabet when the letters are written or sounded out to them
Time : 40 minutes
Level : Grade 2 Elementary School

Stages	Activities	Aids	Duration
Opening Aim : Raising students' interest in the lesson	Teacher: Say: "Hello good morning, how are you?" Student (s) : Work individually, follow teacher's instructions.		2 minutes
Lead-in Aim: Checking students' level of understanding	Teacher: Ask the students about alphabets by mention some letters of Alphabets Student (s): Answer teacher's question	Whiteboard and marker	5 minutes
Presentation (Main Activities): Aim:	Teacher: Write the letters of Alphabet on the whiteboard with sing an alphabets song and ask the students to	Whiteboard and marker	15 minutes

<p><i>Introducing the letters of Alphabet</i></p>	<p>write the Alphabet on their English notebook</p> <p>Students: Work individually, follow Teacher's instruction.</p>		
<p>Controlled Practice: Aim: Give Students opportunity to practice under Teacher's controlled.</p>	<p>Teacher: The teacher choosing some letters of Alphabets randomly and ask the students to answer it.</p> <p>Students: Follow Teacher's instruction.</p>	<p>Whiteboard and Marker</p>	<p>5 minutes</p>
<p>Semi-Controlled Practice Give Students opportunity to practice one by one with Teacher's controlled. .</p>	<p>Teacher: Ask the students to come forward and ask them to guess the letters of Alphabet that the teacher shows randomly.</p> <p>Students: Follow Teacher's instruction.</p>	<p>Marker</p>	<p>10 minutes</p>
<p>Closing Aim: Review the material.</p>	<p>Teacher: Ask the students to sing an Alphabets song together</p> <p>Students: Follow Teacher's instruction.</p>	<p>White board marker</p>	<p>3 minutes</p>

Thailand, 20 November 2018

Tutor Teacher



Ms. Nurlaltee Malik

Teacher



Dian Ayu Larasati

Director



Mrs. Hakimah Bucl

LESSON PLAN

School : Mahad Islam School
Teacher : Dian Ayu Larasati
Topic : Numbers
Skill : SPEAKING
Aim : Students are able to mentions and count from number from 1 until 10 fluently
Time : 40 minutes
Level : Grade 2 Elementary School

Stages	Activities	Aids	Duration
Opening Aim : Raising students' interest in the lesson	Teacher: Say: "Hello good morning, how are you?" Student (s) : Work individually, follow teacher's instructions.		2 minutes
Lead-in Aim: Checking students' level of understanding	Teacher: Ask the students to count the numbers from 1-10 Student (s): Follow Teacher's instruction	Whiteboard and marker	5 minutes
Presentation (Main Activities): Aim: Introducing the numbers (from 1 until 10)	Teacher: -Write the numbers (1-10) on the whiteboard with count the numbers together -Ask the students to write the Numbers on their	Whiteboard and marker	15 minutes

	<p>English notebook</p> <p>Students: Work individually, follow Teacher's instruction.</p>		
<p>Controlled Practice: Aim: Give Students opportunity to practice under Teacher's controlled.</p>	<p>Teacher: The teacher choosing the numbers randomly and ask the students to answer it together.</p> <p>Students: Follow Teacher's instruction.</p>	<p>Whiteboard and Marker</p>	<p>5 minutes</p>
<p>Semi-Controlled Practice Give Students opportunity to practice one by one with Teacher's controlled.</p>	<p>Teacher: Ask the students to come forward and ask them to guess the letters of Alphabet that the teacher shows randomly.</p> <p>Students: Follow Teacher's instruction.</p>	<p>Marker</p>	<p>10 minutes</p>
<p>Closing Aim: Review the material.</p>	<p>Teacher: Ask the students to count and mentions the numbers together and loudly</p> <p>Students: Follow Teacher's instruction.</p>	<p>White board marker</p>	<p>3 minutes</p>

Thailand, 24 November 2018

Tutor Teacher



Ms. Nurlailee Malik

Teacher



Dian Ayu Larasati

Director



Mrs. Hakimah Buci

LESSON PLAN

School : Mahad Islam School
Teacher : Dian Ayu Larasati
Topic : Shapes
Skill : SPEAKING AND WRITING
Aim : Students are able to recognize and write the name of shapes in English well.
Time : 40 minutes
Level : Grade 2 Elementary School

Stages	Activities	Aids	Duration
Opening Aim : Raising students' interest in the lesson	Teacher: Say: "Hello good morning, how are you?" Student (s) : Work individually, follow teacher's instructions.		2 minutes
Lead-in Aim: Checking students' level of understanding	Teacher: Ask the students about shapes by show the students card of shapes Student (s): Answer teacher's question	Card of shapes	5 minutes
Presentation (Main Activities): Aim: Introducing kinds of shape use	Teacher: -Show the card of shapes to students with mention and put the card on the white board	Whiteboard, marker and card of shapes	15 minutes

<p><i>card (circle, triangle, rectangle, square, oval, etc)</i></p>	<p>-Ask the students to draw and write the shapes on their English notebook</p> <p>Students: Work individually, follow Teacher's instruction.</p>		
<p>Controlled Practice: Aim: Give Students opportunity to practice under Teacher's controlled.</p>	<p>Teacher: The teacher take off the cards and show it to students randomly and ask them to say what the name of the shapes together</p> <p>Students: Follow Teacher's instruction.</p>	<p>Card of shapes</p>	<p>5 minutes</p>
<p>Semi-Controlled Practice Give Students opportunity to practice one by one with Teacher's controlled. .</p>	<p>Teacher: Ask the students to come forward and ask them to guess the name of shapes that teacher shows randomly.</p> <p>Students: Follow Teacher's instruction.</p>	<p>Card of shapes</p>	<p>10 minutes</p>
<p>Closing Aim: Review the material.</p>	<p>Teacher: Ask the students to mentions the name of shapes together and loudly</p>	<p>Card of shapes</p>	<p>3 minutes</p>

	Students: Follow Teacher's instruction.		
--	--	--	--

Thailand, 11 December 2018

Tutor Teacher



Ms. Nurlaillee Malik

Teacher



Dian Ayu Larasati

Director



Mrs. Hakimah Buci

LESSON PLAN

School : Mahad Islam School
Teacher : Dian Ayu Larasati
Topic : Part of Body
Skill : SPEAKING AND WRITING
Aim : Students are able to recognize and write the name of Part of Body
Time : 40 minutes
Level : Grade 2 Elementary School

Stages	Activities	Aids	Duration
Opening Aim : Raising students' interest in the lesson	Teacher: Say: "Hello good morning, how are you?" Student (s) : Work individually, follow teacher's instructions.		2 minutes
Lead-in Aim: Checking students' level of understanding	Teacher: Ask the students about Part of Body by show them the pictures or puppets of Part of Body (head, eyes, nose, mouth, ears) Student (s): Answer teacher's question	Pictures or Puppets of Part of Body	5 minutes
Presentation (Main Activities): Aim:	Teacher: -Show the puppets about Part of Body and mention it one by one	Pictures or Puppets of Family	20 minutes

LESSON PLAN

School : Mahad Islam School
Teacher : Dian Ayu Larasati
Topic : Tell of Time
Skill : SPEAKING
Aim : Students are able to tell about the time from 1-6
Time : 40 minutes
Level : Grade 2 Elementary School

Stages	Activities	Aids	Duration
Opening Aim : Raising students' interest in the lesson	Teacher: Say: "Hello good morning, how are you?" Student (s) : Work individually, follow teacher's instructions.		2 minutes
Lead-in Aim: Checking students' level of understanding	Teacher: Ask the students about time with shows them a picture of watch Student (s): Answer Teacher's question	Pictures of watch	5 minutes
Presentation (Main Activities): Aim: Introducing about time tell to	Teacher: -Put the pictures of watch on the white board and read the time of watch "What time is it?" "it's ... o'clock"	Whiteboard, marker and pictures of watch	15 minutes

students how to tell the time (1-6)	-Ask the students to follow Students: Follow Teacher's instruction.		
Controlled Practice: Aim: Give Students opportunity to practice under Teacher's controlled.	Teacher: The teacher ask some students to write the time of watch in the below of pictures. Students: Follow Teacher's instruction.	Whiteboard, marker and pictures of watch	5 minutes
Semi-Controlled Practice Give Students opportunity to practice one by one with Teacher's controlled. .	Teacher: Ask the students to come forward and ask them to read the watch based on the pictures that teacher already choose randomly. Students: Follow Teacher's instruction.	Whiteboard, marker and pictures of watch	10 minutes
Closing Aim: Review the material.	Teacher: Ask the students to read the time together and loudly	Whiteboard, marker and pictures of watch	3 minutes

	Students: Follow Teacher's instruction.		
--	---	--	--

Thailand, 18 January 2019

Tutor Teacher



Ms. Nurlallee Malik

Teacher



Dian Ayu Larasati

Director



Mrs. Hakimah Buci

LESSON PLAN

School : Mahad Islam School
Teacher : Dian Ayu Larasati
Topic : Colors
Skill : SPEAKING
Aim : Students are able to know and recognize the colors in English
Time : 40 minutes
Level : Grade 2 Elementary School

Stages	Activities	Aids	Duration
Opening Aim : Raising students' interest in the lesson	Teacher: Say: "Hello good morning, how are you?" Student (s) : Work individually, follow teacher's instructions.		2 minutes
Lead-in Aim: Checking students' level of understanding	Teacher: Ask the students about colors by show students the cards of color Student (s): Answer teacher's question	Color cards	2 minutes
Presentation (Main Activities): Aim: Introducing the colors use	Teacher: -Show the color cards to students one by one and then put the card on the whiteboard with write the name of colors	Whiteboard, marker and color cards	18 minutes

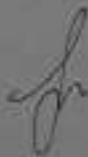
color cards (red, yellow, green, purple, orange, brown, black and white)	<p>-Ask the students to mention the name of colors together when teacher show the card</p> <p>-Ask students to write, draw and coloring in their notebook</p> <p>Students: Work individually, follow Teacher's instruction.</p>		
<p>Controlled Practice: Aim: Give Students opportunity to practice under Teacher's controlled.</p>	<p>Teacher: The teacher choosing the colors randomly and ask the students to answer it together.</p> <p>Students: Follow Teacher's instruction.</p>	Whiteboard, marker and color cards	5 minutes
<p>Semi-Controlled Practice Give Students opportunity to practice one by one with Teacher's controlled. .</p>	<p>Teacher: Ask the students to come forward and ask them to guess the colors that teacher shows randomly.</p> <p>Students: Follow Teacher's instruction.</p>	Whiteboard, marker and color cards	10 minutes
<p>Closing Aim: Review the material.</p>	<p>Teacher: Ask the students to count and mentions the</p>	Whiteboard, marker and color cards	3 minutes

numbers together and loudly

Students:
Follow Teacher's instruction.

Thailand, 7 December 2018

Tutor Teacher



Ms. Nurtalfee Malik

Teacher



Dian Ayu Larasati

Director



Mrs. Hakimah Buci

LESSON PLAN

School : Mahad Islam School
Teacher : Dian Ayu Larasati
Topic : Part of Body
Skill : SPEAKING AND WRITING
Aim : Students are able to recognize and write the name of Part of Body
Time : 40 minutes
Level : Grade 2 Elementary School

Stages	Activities	Aids	Duration
Opening Aim : Raising students' interest in the lesson	Teacher: Say: "Hello good morning, how are you?" Student (s) : Work individually, follow teacher's instructions.		2 minutes
Lead-in Aim: Checking students' level of understanding	Teacher: Ask the students about Part of Body by show them the pictures or puppets of Part of Body (head, eyes, nose, mouth, ears) Student (s): Answer teacher's question	Pictures or Puppets of Part of Body	5 minutes
Presentation (Main Activities): Aim:	Teacher: -Show the puppets about Part of Body and mention it one by one	Pictures or Puppets of Family	20 minutes

<p>Introducing the name of Part of Body (head, eyes, nose, mouth, ears) use picture or puppet</p>	<p>-Ask students to sing Part of Body song together -Ask the students to draw and write the name of Family</p> <p>Students: Work individually, follow Teacher's instruction.</p>		
<p>Controlled Practice: Aim: Give Students opportunity to practice under Teacher's controlled.</p>	<p>Teacher: The teacher ask students to sing Part of Body song together and loudly</p> <p>Students: Follow Teacher's instruction.</p>	<p>Pictures or Puppets of Part of Body</p>	<p>5 minutes</p>
<p>Semi-Controlled Practice Give Students opportunity to practice one by one with Teacher's controlled. .</p>	<p>Teacher: Ask some students to come forward and ask them to sing Part of Body song use puppet in front of the class</p> <p>Students: Follow Teacher's instruction and work individually</p>	<p>Pictures or Puppets of Part of Body</p>	<p>5 minutes</p>
<p>Closing Aim: Review the material.</p>	<p>Teacher: The teacher ask students to sing Part of Body song together and loudly</p>	<p>Pictures or Puppets of Part of Body</p>	<p>3 minutes</p>

Students: Follow Teacher's instruction.		
--	--	--

Thailand, 15 February 2019

Tutor Teacher



Ms. Nurtalilee Malik

Teacher



Dian Ayu Larasati

Director



Mrs. Hakimah BucI

LESSON PLAN

School : Mahad Islam School
Teacher : Dian Ayu Larasati
Topic : My Family
Skill : SPEAKING AND WRITING
Aim : Students are able to recognize and write the name of Family
Time : 40 minutes
Level : Grade 2 Elementary School

Stages	Activities	Aids	Duration
Opening Aim : Raising students' interest in the lesson	Teacher: Say: "Hello good morning, how are you?" Student (s) : Work individually, follow teacher's instructions.		2 minutes
Lead-in Aim: Checking students' level of understanding	Teacher: Ask the students about Family by show them the pictures or puppets of Family (Father, Mother, Brother and Sister) Student (s): Answer teacher's question	Pictures or Puppets of Family	5 minutes
Presentation (Main Activities): Aim:	Teacher: -Show the puppets about Family and mention it one by one	Pictures or Puppets of Family	20 minutes

<p>Introducing the name of Family (Father, Mother, Brother and Sister) use picture or puppet</p>	<p>-Ask students to sing family song together -Ask the students to draw and write the name of Family</p> <p>Students: Work individually, follow Teacher's instruction.</p>		
<p>Controlled Practice: Aim: Give Students opportunity to practice under Teacher's controlled.</p>	<p>Teacher: The teacher ask students to sing Family song together and loudly</p> <p>Students: Follow Teacher's instruction.</p>	<p>Pictures or Puppets of Family</p>	<p>5 minutes</p>
<p>Semi-Controlled Practice Give Students opportunity to practice one by one with Teacher's controlled. .</p>	<p>Teacher: Ask some students to come forward and ask them to sing family song use puppet in front of the class</p> <p>Students: Follow Teacher's instruction and work individually</p>	<p>Pictures or Puppets of Family</p>	<p>5 minutes</p>
<p>Closing Aim: Review the material.</p>	<p>Teacher: The teacher ask students to sing Family song together and loudly</p>	<p>Pictures or Puppets of Family</p>	<p>3 minutes</p>

Students:
Follow Teacher's instruction.

Thailand, 29 January 2019

Tutor Teacher



Ms. Nurtalle Malik

Teacher



Dian Ayu Larasati

Director



Mrs. Hakimah Buci

LESSON PLAN

School : Mahad Islam School
Teacher : Dian Ayu Larasati
Topic : Alphabets
Skill : SPEAKING
Aim : Students are able to name the letters of the alphabet when the letters are written or sounded out to them
Time : 40 minutes
Level : Grade 1 Elementary School

Stages	Activities	Aids	Duration
Opening Aim : Raising students' interest in the lesson	Teacher: Say: "Hello good morning, how are you?" Student (s) : Work individually, follow teacher's instructions.		2 minutes
Lead-in Aim: Checking students' level of understanding	Teacher: Ask the students about alphabets by mention some letters of Alphabets Student (s): Answer teacher's question	Whiteboard and marker	5 minutes
Presentation (Main Activities): Aim:	Teacher: Write the letters of Alphabet on the whiteboard with sing an alphabets song and ask the students to	Whiteboard and marker	15 minutes

Introducing the letters of Alphabet	write the Alphabet on their English notebook Students: Work individually, follow Teacher's instruction.		
Controlled Practice: Aim: Give Students opportunity to practice under Teacher's controlled.	Teacher: The teacher choosing some letters of Alphabets randomly and ask the students to answer it. Students: Follow Teacher's instruction.	Whiteboard and Marker	5 minutes
Semi-Controlled Practice Give Students opportunity to practice one by one with Teacher's controlled. .	Teacher: Ask the students to come forward and ask them to guess the letters of Alphabet that the teacher shows randomly. Students: Follow Teacher's instruction.	Marker	10 minutes
Closing Aim: Review the material.	Teacher: Ask the students to sing an Alphabets song together Students: Follow Teacher's instruction.	White board marker	3 minutes

Thailand, 14 November 2018

Tutor Teacher



Ms. Nurlailee Malik

Teacher



Dian Ayu Larasati

Director



Mrs. Hakimah Buci

LESSON PLAN

School : Mahad Islam School
Teacher : Dian Ayu Larasati
Topic : Numbers
Skill : SPEAKING
Aim : Students are able to mentions and count from number from 1 until 10 fluently
Time : 40 minutes
Level : Grade 1 Elementary School

Stages	Activities	Aids	Duration
Opening Aim : Raising students' interest in the lesson	Teacher: Say: "Hello good morning, how are you?" Student (s) : Work individually, follow teacher's instructions.		2 minutes
Lead-in Aim: Checking students' level of understanding	Teacher: Ask the students to count the numbers from 1-10 Student (s): Follow Teacher's instruction	Whiteboard and marker	5 minutes
Presentation (Main Activities): Aim: Introducing the numbers (from 1 until 10)	Teacher: -Write the numbers (1-10) on the whiteboard with count the numbers together -Ask the students to write the Numbers on their	Whiteboard and marker	15 minutes

	<p>English notebook</p> <p>Students: Work individually, follow Teacher's instruction.</p>		
<p>Controlled Practice: Aim: Give Students opportunity to practice under Teacher's controlled.</p>	<p>Teacher: The teacher choosing the numbers randomly and ask the students to answer it together.</p> <p>Students: Follow Teacher's instruction.</p>	<p>Whiteboard and Marker</p>	<p>5 minutes</p>
<p>Semi-Controlled Practice Give Students opportunity to practice one by one with Teacher's controlled. .</p>	<p>Teacher: Ask the students to come forward and ask them to guess the letters of Alphabet that the teacher shows randomly.</p> <p>Students: Follow Teacher's instruction.</p>	<p>Marker</p>	<p>10 minutes</p>
<p>Closing Aim: Review the material.</p>	<p>Teacher: Ask the students to count and mentions the numbers together and loudly</p> <p>Students: Follow Teacher's instruction.</p>	<p>White board marker</p>	<p>3 minutes</p>

Thailand, 21 November 2018

Tutor Teacher



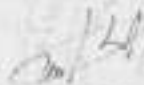
Ms. Nurlailee Malik

Teacher



Dian Ayu Larasati

Director



Mrs. Hakimah Buci

LESSON PLAN

School : Mshad Islam School
Teacher : Dian Ayu Larasati
Topic : Shapes
Skill : SPEAKING AND WRITING
Aim : Students are able to recognize and write the name of shapes in English well.
Time : 40 minutes
Level : Grade 1 Elementary School

Stages	Activities	Aids	Duration
Opening Aim : Raising students' interest in the lesson	Teacher: Say: "Hello good morning, how are you?" Student (s) : Work individually, follow teacher's instructions.		2 minutes
Lead-in Aim: Checking students' level of understanding	Teacher: Ask the students about shapes by show the students card of shapes Student (s): Answer teacher's question	Card of shapes	5 minutes
Presentation (Main Activities): Aim: Introducing kinds of shape use	Teacher: -Show the card of shapes to students with mention and put the card on the white board	Whiteboard, marker and card of shapes	15 minutes

card (circle, triangle, rectangle, square, oval, etc)	-Ask the students to draw and write the shapes on their English notebook Students: Work individually, follow Teacher's instruction.		
Controlled Practice: Aim: Give Students opportunity to practice under Teacher's controlled.	Teacher: The teacher take off the cards and show it to students randomly and ask them to say what the name of the shapes together Students: Follow Teacher's instruction.	Card of shapes	5 minutes
Semi-Controlled Practice Give Students opportunity to practice one by one with Teacher's controlled.	Teacher: Ask the students to come forward and ask them to guess the name of shapes that teacher shows randomly. Students: Follow Teacher's instruction.	Card of shapes	10 minutes
Closing Aim: Review the material.	Teacher: Ask the students to mentions the name of shapes together and loudly	Card of shapes	3 minutes

	Students: Follow Teacher's instruction.		
--	---	--	--

Thailand, 12 December 2018

Tutor Teacher



Ms. Nurfailee Malik

Teacher



Dian Ayu Larasati

Director



Mrs. Hakimah Buci

LESSON PLAN

School : Mahad Islam School
Teacher : Dian Ayu Larasati
Topic : Tell of Time
SKR : SPEAKING
Aim : Students are able to tell about the time from 1-6
Time : 40 minutes
Level : Grade 1 Elementary School

Stages	Activities	Aids	Duration
Opening Aim : Raising students' interest in the lesson	Teacher: Say: "Hello good morning, how are you?" Student (s) : Work individually, follow teacher's instructions.		2 minutes
Lead-in Aim: Checking students' level of understanding	Teacher: Ask the students about time with shows them a picture of watch Student (s): Answer Teacher's question	Pictures of watch	3 minutes
Presentation (Main Activities): Aim: Introducing about time tell to	Teacher: -Put the pictures of watch on the white board and read the time of watch "What time is it?" "it's ... o'clock"	Whiteboard, marker and pictures of watch	15 minutes

students how to tell the time (1-6)	-Ask the students to follow Students: Follow Teacher's instruction.		
Controlled Practice: Aim: Give Students opportunity to practice under Teacher's controlled.	Teacher: The teacher ask some students to write the time of watch in the below of pictures. Students: Follow Teacher's instruction.	Whiteboard, marker and pictures of watch	5 minutes
Semi-Controlled Practice Give Students opportunity to practice one by one with Teacher's controlled. .	Teacher: Ask the students to come forward and ask them to read the watch based on the pictures that teacher already choose randomly. Students: Follow Teacher's instruction.	Whiteboard, marker and pictures of watch	10 minutes
Closing Aim: Review the material.	Teacher: Ask the students to read the time together and loudly	Whiteboard, marker and pictures of watch	3 minutes

	Students: Follow Teacher's instruction.		
--	---	--	--

Thailand, 26 December 2018

Tutor Teacher



Ms. Nurlailee Malik

Teacher



Dian Ayu Larasati

Director



Mrs. Hakimah Buei

LESSON PLAN

School : Mahad Islam School
Teacher : Dian Ayu Larasati
Topic : My Family
Skill : SPEAKING AND WRITING
Aim : Students are able to recognize and write the name of Family
Time : 40 minutes
Level : Grade 1 Elementary School

Stages	Activities	Aids	Duration
Opening Aim : Raising students' interest in the lesson	Teacher: Say: "Hello good morning, how are you?" Student (s) : Work individually, follow teacher's instructions.		2 minutes
Lead-in Aim: Checking students' level of understanding	Teacher: Ask the students about Family by show them the pictures or puppets of Family (Father, Mother, Brother and Sister) Student (s): Answer teacher's question	Pictures or Puppets of Family	5 minutes
Presentation (Main Activities): Aim:	Teacher: -Show the puppets about Family and mention it one by one	Pictures or Puppets of Family	20 minutes

<p>Introducing the name of Family (Father, Mother, Brother and Sister) use picture or puppet</p>	<p>-Ask students to sing family song together -Ask the students to draw and write the name of Family</p> <p>Students: Work individually, follow Teacher's instruction.</p>		
<p>Controlled Practice: Aim: Give Students opportunity to practice under Teacher's controlled.</p>	<p>Teacher: The teacher ask students to sing Family song together and loudly</p> <p>Students: Follow Teacher's instruction.</p>	<p>Pictures or Puppets of Family</p>	<p>5 minutes</p>
<p>Semi-Controlled Practice Give Students opportunity to practice one by one with Teacher's controlled. .</p>	<p>Teacher: Ask some students to come forward and ask them to sing family song use puppet in front of the class</p> <p>Students: Follow Teacher's instruction and work individually</p>	<p>Pictures or Puppets of Family</p>	<p>5 minutes</p>
<p>Closing Aim: Review the material.</p>	<p>Teacher: The teacher ask students to sing Family song together and loudly</p>	<p>Pictures or Puppets of Family</p>	<p>3 minutes</p>

	Students: Follow Teacher's instruction.		
--	---	--	--

Thailand, 30 January 2019

Director



Mrs. Hakimah Buci

Teacher



Dian Ayu Larasati



ชมรมโรงเรียนเอกชนเขตพิเศษสงขลา
PRIVATE SCHOOL AT SPECIAL ZONE
ASSOCIATION OF SONGKHLA THAILAND



CERTIFICATE

NO. 0030/2019/PAS/Sk, TH.

OF APPRECIATION

PROUDLY PRESENTED TO

DIAN AYU LARASATI

UNIVERSITAS PANCASAKTI TEGAL

FOR COMPLETING HER
"INTERNATIONAL INTERNSHIP PROGRAM"
ORGANIZED BY PRIVATE SCHOOL AT
SPECIAL ZONE ASSOCIATION OF
SONGKHLA THAILAND

6TH NOVEMBER 2018 - 27TH MARCH 2019

SONGKHLA, 26TH MARCH 2019


DIINYARAT BOYOOSOH
PRESIDENT



CERTIFICATE

OF APPRECIATION

PROUDLY PRESENTED TO

DIAN AYU LARASATI

UNIVERSITAS PANCASAKTI TEGAL

FOR HER EXTRAORDINARY SERVICE AND VALUABLE CONTRIBUTION TO
THE INTERNATIONAL TEACHING PRACTICUM PROGRAM

AWARDED BY

MAHAD ISLAM SCHOOL.

A handwritten signature in blue ink, appearing to read 'Hakimah Buci', is written over a faint circular stamp.

HAKIMAH BUCI
SCHOOL DIRECTOR